



The Public Utilities
Commission of Ohio

A report by the Staff of the
Public Utilities Commission of Ohio

Ohio Utility Rate Survey

January 15, 2012



Ohio Utility Bills - Residential Customers

Comparison of Utility Bills 16 Major Ohio Cities

Rank	Cities	Combined Bill 01/15/11	Combined Bill 01/15/12	Electric Standard Service Offer*	Gas ** 01/15/12	Telephone*** 01/15/12
1	Lorain	\$194.13	\$188.21	\$91.88	\$76.04	\$20.29
2	Youngstown	207.25	188.78	91.88	76.61	20.29
3	Zanesville	188.7	190.09	92.23	76.04	21.82
4	Akron	207.25	190.31	91.88	76.61	21.82
5	Canton	201.82	190.66	92.23	76.61	21.82
6	Marion	197.68	191.76	91.88	76.04	23.84
7	Ashtabula	213.23	192.45	96.25	76.61	19.59
8	Columbus	206.74	194.14	96.28	76.04	21.82
9	Cleveland	213.93	194.68	96.25	76.61	21.82
10	Marietta	219.86	194.71	96.28	76.61	21.82
11	Mansfield	201.00	195.08	91.88	76.04	27.16
12	Toledo	199.63	195.29	97.43	76.04	21.82
13	Lima	208.69	196.00	92.23	76.61	27.16
14	Chillicothe	213.88	199.75	96.28	76.04	27.43
15	Dayton	212.55	205.57	108.97	74.78	21.82
16	Cincinnati	\$226.80	\$211.59	\$82.82	\$99.43	\$29.34
Average		\$207.07	\$194.94	\$94.17	\$77.67	\$23.10

Based on 750 KWH, 10 MCF, and Flat Rate Telephone Service

* Price does not reflect savings available to customers participating in electric choice programs

** Price does not reflect savings available to customers participating in gas choice programs

*** Price reflects incumbent local exchange carrier's flat rate, USF, SLC and 911

Combined Bill = Electric Standard Service Offer + Gas + Telephone

This document was created by the staff of the Utilities Department only for the purpose stated within it. It is for staff discussion only and does not reflect the view of the Commission.

Ohio Utility Bills - Commercial Customers

Comparison of Utility Bills 8 Major Ohio Cities

Rank	Cities	Combined Bill 01/15/11	Combined Bill 01/15/12	Electric Standard	Gas ** 01/15/12	Telephone*** 01/15/12
				Service Offer* 01/15/12		
1	Akron	\$29,971.36	\$28,905.29	\$28,541.86	\$327.08	\$36.35
2	Cincinnati	33,948.34	28,919.77	28,514.48	351.65	53.64
3	Youngstown	29,970.86	28,931.09	28,541.86	351.65	37.58
4	Dayton	30,853.65	32,047.91	31,659.91	351.65	36.35
5	Canton	23929.23	34008.22	33644.79	327.08	36.35
6	Cleveland	35210.38	35027.50	34627.81	363.34	36.35
7	Toledo	32,761.84	35,358.63	34,970.63	351.65	36.35
8	Columbus	\$33,274.71	\$37,534.66	\$37,146.66	\$351.65	\$36.35
Average		\$31,240.05	\$32,591.63	\$32,206.00	\$346.97	\$38.67

Based on 300,000 KWH, 1,000 KWD, 46 MCF, and Business Rate Telephone Service

* Price does not reflect savings available to customers participating in electric choice programs

** Price does not reflect savings available to customers participating in gas choice programs

*** Price reflects incumbent local exchange carrier's flat rate, USF, SLC and 911

Combined Bill = Electric Standard Service Offer + Gas + Telephone

Ohio Utility Bills - Industrial Customers

Comparison of Utility Bills 8 Major Ohio Cities

Rank	Cities	Combined Bill 01/15/11	Combined Bill 01/15/12	Electric Standard	Gas ** 01/15/12	Telephone*** 01/15/12
				Service Offer* 01/15/12		
1	Akron	\$484,224.89	\$420,347.19	\$417,546.44	\$2,764.40	\$36.35
2	Youngstown	484,224.39	420,348.42	417,546.44	2,764.40	37.58
3	Cleveland	577,938.78	447,079.63	444,402.52	2,640.76	36.35
4	Toledo	484,951.12	451,789.07	448,988.32	2,764.40	36.35
5	Columbus	420,571.61	453,234.53	450,786.10	2,412.08	36.35
6	Cincinnati	566,319.40	457,186.54	454,720.82	2,412.08	53.64
7	Canton	420,315.44	468,027.72	465,226.97	2,764.40	36.35
8	Dayton	\$532,631.03	\$573,314.25	\$571,043.29	\$2,234.61	\$36.35
Average		\$496,397.08	\$461,415.92	\$458,782.61	\$2,594.64	\$38.67

Based on 6,000,000 KWH, 20,000 KWD, 350 MCF, and Business Rate Telephone Service

* Price does not reflect savings available to customers participating in electric choice programs

** Price does not reflect savings available to customers participating in gas choice programs

*** Price reflects incumbent local exchange carrier's flat rate, USF, SLC and 911

Combined Bill = Electric Standard Service Offer + Gas + Telephone

This document was created by the staff of the Utilities Department only for the purpose stated within it. It is for staff discussion only and does not reflect the view of the Commission.

Ohio Energy Bills - Residential Customers
Major Ohio Cities
As of January 15, 2012

Cities	2000 Population	Electric Bill	Per KWH	Gas Bill	Per MCF	GCR Rate
Akron	217,074.00	\$91.88	\$0.12	\$76.61	\$7.66	\$4.08
Canton	80,806.00	92.23	0.12	76.61	7.66	4.08
Cincinnati	331,285.00	82.82	0.11	76.04	7.60	5.40
Cleveland	478,403.00	96.25	0.13	99.43	9.94	4.08
Columbus	711,740.00	96.28	0.13	76.61	7.66	4.96
Dayton	166,179.00	108.97	0.15	74.78	7.48	4.48
Toledo	313,619.00	97.43	0.13	76.04	7.60	4.96
Youngstown	82,026.00	\$91.88	\$0.12	\$76.61	\$7.66	\$4.08
Average		\$94.72	\$0.13	\$79.09	\$7.91	\$4.518

Based on Usage of 750KWH and 10 MCF

Ohio Energy Bills - Commercial Customers
Major Ohio Cities
As of January 15, 2012

Cities	2000 Population	Electric Bill	Per KWH	Gas Bill	Per MCF	GCR Rate
Akron	217,074.00	\$28,541.86	\$0.10	\$363.34	\$7.90	\$4.08
Canton	80,806.00	33,644.79	0.11	327.08	7.11	4.08
Cincinnati	331,285.00	28,514.48	0.10	351.65	7.64	5.40
Cleveland	478,403.00	34,627.81	0.12	363.34	7.90	4.08
Columbus	711,740.00	37,146.66	0.12	417.03	9.07	4.96
Dayton	166,179.00	31,659.91	0.11	351.65	7.64	4.48
Toledo	313,619.00	34,970.63	0.12	351.65	7.64	4.96
Youngstown	82,026.00	\$28,541.86	\$0.10	\$351.65	\$7.64	\$4.08
Average		\$32,206.00	\$0.11	\$359.67	\$7.82	\$4.518

Based on Usage of 300,000 KWH, 1,000 KWD and 46MCF

This document was created by the staff of the Utilities Department only for the purpose stated within it. It is for staff discussion only and does not reflect the view of the Commission.

Ohio Energy Bills - Industrial Customers

Major Ohio Cities

As of January 15, 2012

Cities	2000 Population	Electric Bill	Per KWH	Gas Bill	Per MCF	GCR Rate
Akron	217,074.00	\$417,546.44	\$0.07	\$2,764.40	\$7.90	\$4.08
Canton	80,806.00	465,226.97	0.08	2,764.40	7.90	4.08
Cincinnati	331,285.00	454,720.82	0.08	2,412.08	6.89	5.40
Cleveland	478,403.00	444,402.52	0.07	2,640.76	7.55	4.08
Columbus	711,740.00	450,786.10	0.08	2,412.08	6.89	4.96
Dayton	166,179.00	571,043.29	0.10	2,234.61	6.38	4.48
Toledo	313,619.00	448,988.32	0.07	2,764.40	7.90	4.96
Youngstown	82,026.00	\$417,546.44	\$0.07	\$2,764.40	\$7.90	\$4.08
Average		\$458,782.61	\$0.08	\$2,594.64	\$7.41	\$4.518

Based on Usage of 6,000,000KWH, 20,000 KWD and 350 MCF

Cities	Electric	Gas	Telephone
Akron	Ohio Edison	Dominion	AT&T Ohio
Ashtabula	Cleveland Electric Illuminating	Dominion	Windstream
Canton	Ohio Power	Dominion	AT&T Ohio
Chillicothe	Columbus Southern Power	Columbia Gas	Horizon Chillicothe
Cincinnati	Duke Energy	Duke Energy	Cincinnati Bell
Cleveland	Cleveland Electric Illuminating	Dominion	AT&T Ohio
Columbus	Columbus Southern Power	Columbia Gas	AT&T Ohio
Dayton	Dayton Power & Light	Vectren	AT&T Ohio
Lima	Ohio Power	Dominion	Embarq
Lorain	Ohio Edison	Columbia Gas	CenturyTel
Mansfield	Ohio Edison	Columbia Gas	Embarq
Marietta	Columbus Southern Power	Dominion	AT&T Ohio
Marion	Ohio Edison	Columbia Gas	Verizon
Toledo	Toledo Edison	Columbia Gas	AT&T Ohio
Youngstown	Ohio Edison	Dominion	AT&T Ohio
Zanesville	Ohio Power	Columbia Gas	AT&T Ohio

This document was created by the staff of the Utilities Department only for the purpose stated within it. It is for staff discussion only and does not reflect the view of the Commission.




The Public Utilities
Commission of Ohio

A report by the Staff of the
Public Utilities Commission of Ohio

Ohio Utility Rate Survey

February 15, 2012



Ohio Utility Bills - Residential Customers

Comparison of Utility Bills 16 Major Ohio Cities

Rank	Cities	Combined Bill 01/15/11	Combined Bill 02/15/12	Electric Standard Service Offer* 02/15/12	Gas ** 02/15/12	Telephone*** 02/15/12
1	Lorain	\$194.13	\$184.80	\$91.88	\$72.63	\$20.29
2	Youngstown	207.25	185.70	91.88	72.28	21.54
3	Akron	207.25	185.98	91.88	72.28	21.82
4	Canton	201.82	186.33	92.23	72.28	21.82
5	Zanesville	188.70	187.93	92.23	72.63	23.07
6	Ashtabula	213.23	188.12	96.25	72.28	19.59
7	Marion	197.68	188.35	91.88	72.63	23.84
8	Cleveland	213.93	190.35	96.25	72.28	21.82
9	Marietta	219.86	190.38	96.28	72.28	21.82
10	Mansfield	201.00	191.67	91.88	72.63	27.16
11	Lima	208.69	191.67	92.23	72.28	27.16
12	Columbus	206.74	191.98	96.28	72.63	23.07
13	Toledo	199.63	193.13	97.43	72.63	23.07
14	Chillicothe	213.88	196.34	96.28	72.63	27.43
15	Dayton	212.55	202.41	108.97	70.37	23.07
16	Cincinnati	\$226.80	\$204.63	\$82.82	\$92.47	\$29.34
	Average	\$207.07	\$191.24	\$94.17	\$73.58	\$23.49

Based on 750 KWH, 10 MCF, and Flat Rate Telephone Service

* Price does not reflect savings available to customers participating in electric choice programs

** Price does not reflect savings available to customers participating in gas choice programs

*** Price reflects incumbent local exchange carrier's flat rate, USF, SLC and 911

Combined Bill = Electric Standard Service Offer + Gas + Telephone

This document was created by the staff of the Utilities Department only for the purpose stated within it. It is for staff discussion only and does not reflect the view of the Commission.

Ohio Utility Bills - Commercial Customers

Comparison of Utility Bills 8 Major Ohio Cities

Rank	Cities	Combined Bill 01/15/11	Combined Bill 02/15/12	Electric Standard	Gas ** 02/15/12	Telephone*** 02/15/12
				Service Offer* 02/15/12		
1	Akron	\$29,971.36	\$28,885.39	\$28,541.86	\$307.18	\$36.35
2	Cincinnati	33,948.34	28,900.24	28,514.48	332.12	53.64
3	Youngstown	29,970.86	28,911.56	28,541.86	332.12	37.58
4	Dayton	30,853.65	32,028.38	31,659.91	332.12	36.35
5	Canton	23929.23	33988.32	33644.79	307.18	36.35
6	Cleveland	35210.38	35007.90	34627.81	343.74	36.35
7	Toledo	32,761.84	35,339.10	34,970.63	332.12	36.35
8	Columbus	\$33,274.71	\$37,515.13	\$37,146.66	\$332.12	\$36.35
Average		\$31,240.05	\$32,572.00	\$32,206.00	\$327.34	\$38.67

Based on 300,000 KWH, 1,000 KWD, 46 MCF, and Business Rate Telephone Service

* Price does not reflect savings available to customers participating in electric choice programs

** Price does not reflect savings available to customers participating in gas choice programs

*** Price reflects incumbent local exchange carrier's flat rate, USF, SLC and 911

Combined Bill = Electric Standard Service Offer + Gas + Telephone

Ohio Utility Bills - Industrial Customers

Comparison of Utility Bills 8 Major Ohio Cities

Rank	Cities	Combined Bill 01/15/11	Combined Bill 02/15/12	Electric Standard	Gas ** 02/15/12	Telephone*** 02/15/12
				Service Offer* 02/15/12		
1	Akron	\$484,224.89	\$420,199.79	\$417,546.44	\$2,615.75	\$37.60
2	Youngstown	484,224.39	420,201.02	417,546.44	2,615.75	38.83
3	Cleveland	577,938.78	447,008.92	444,402.52	2,568.80	37.60
4	Toledo	484,951.12	451,641.67	448,988.32	2,615.75	37.60
5	Columbus	420,571.61	453,086.59	450,786.10	2,262.89	37.60
6	Cincinnati	566,319.40	457,037.35	454,720.82	2,262.89	53.64
7	Canton	420,315.44	467,880.32	465,226.97	2,615.75	37.60
8	Dayton	\$532,631.03	\$573,164.09	\$571,043.29	\$2,083.20	\$37.60
Average		\$496,397.08	\$461,277.47	\$458,782.61	\$2,455.10	\$39.76

Based on 6,000,000 KWH, 20,000 KWD, 350 MCF, and Business Rate Telephone Service

* Price does not reflect savings available to customers participating in electric choice programs

** Price does not reflect savings available to customers participating in gas choice programs

*** Price reflects incumbent local exchange carrier's flat rate, USF, SLC and 911

Combined Bill = Electric Standard Service Offer + Gas + Telephone

This document was created by the staff of the Utilities Department only for the purpose stated within it. It is for staff discussion only and does not reflect the view of the Commission.

**Ohio Energy Bills - Residential Customers
Major Ohio Cities
As of February 15, 2012**

Cities	2000 Population	Electric Bill	Per KWH	Gas Bill	Per MCF	GCR Rate
Akron	217,074.00	\$91.88	\$0.12	\$72.28	\$7.23	\$3.68
Canton	80,806.00	92.23	0.12	72.28	7.23	3.68
Cincinnati	331,285.00	82.82	0.11	72.63	7.26	5.20
Cleveland	478,403.00	96.25	0.13	92.47	9.25	3.68
Columbus	711,740.00	96.28	0.13	72.28	7.23	4.56
Dayton	166,179.00	108.97	0.15	70.37	7.04	4.07
Toledo	313,619.00	97.43	0.13	72.63	7.26	4.56
Youngstown	82,026.00	\$91.88	\$0.12	\$72.28	\$7.23	\$3.68
Average		\$94.72	\$0.13	\$74.65	\$7.47	\$4.137

Based on Usage of 750KWH and 10 MCF

**Ohio Energy Bills - Commercial Customers
Major Ohio Cities
As of February 15, 2012**

Cities	2000 Population	Electric Bill	Per KWH	Gas Bill	Per MCF	GCR Rate
Akron	217,074.00	\$28,541.86	\$0.10	\$343.74	\$7.47	\$3.68
Canton	80,806.00	33,644.79	0.11	307.18	6.68	3.68
Cincinnati	331,285.00	28,514.48	0.10	332.12	7.22	5.20
Cleveland	478,403.00	34,627.81	0.12	343.74	7.47	3.68
Columbus	711,740.00	37,146.66	0.12	407.57	8.86	4.56
Dayton	166,179.00	31,659.91	0.11	332.12	7.22	4.07
Toledo	313,619.00	34,970.63	0.12	332.12	7.22	4.56
Youngstown	82,026.00	\$28,541.86	\$0.10	\$332.12	\$7.22	\$3.68
Average		\$32,206.00	\$0.11	\$341.34	\$7.42	\$4.137

Based on Usage of 300,000 KWH, 1,000 KWD and 46MCF

This document was created by the staff of the Utilities Department only for the purpose stated within it. It is for staff discussion only and does not reflect the view of the Commission.

Ohio Energy Bills - Industrial Customers

Major Ohio Cities

As of February 15, 2012

Cities	2000 Population	Electric Bill	Per KWH	Gas Bill	Per MCF	GCR Rate
Akron	217,074.00	\$417,546.44	\$0.07	\$2,615.75	\$7.47	\$3.68
Canton	80,806.00	465,226.97	0.08	2,615.75	7.47	3.68
Cincinnati	331,285.00	454,720.82	0.08	2,262.89	6.47	5.20
Cleveland	478,403.00	444,402.52	0.07	2,568.80	7.34	3.68
Columbus	711,740.00	450,786.10	0.08	2,262.89	6.47	4.56
Dayton	166,179.00	571,043.29	0.10	2,083.20	5.95	4.07
Toledo	313,619.00	448,988.32	0.07	2,615.75	7.47	4.56
Youngstown	82,026.00	\$417,546.44	\$0.07	\$2,615.75	\$7.47	\$3.68
Average		\$458,782.61	\$0.08	\$2,455.10	\$7.01	\$4.137

Based on Usage of 6,000,000KWH, 20,000 KWD and 350 MCF

Cities	Electric	Gas	Telephone
Akron	Ohio Edison	Dominion	AT&T Ohio
Ashtabula	Cleveland Electric Illuminating	Dominion	Windstream
Canton	Ohio Power	Dominion	AT&T Ohio
Chillicothe	Columbus Southern Power	Columbia Gas	Horizon Chillicothe
Cincinnati	Duke Energy	Duke Energy	Cincinnati Bell
Cleveland	Cleveland Electric Illuminating	Dominion	AT&T Ohio
Columbus	Columbus Southern Power	Columbia Gas	AT&T Ohio
Dayton	Dayton Power & Light	Vectren	AT&T Ohio
Lima	Ohio Power	Dominion	Embarq
Lorain	Ohio Edison	Columbia Gas	CenturyTel
Mansfield	Ohio Edison	Columbia Gas	Embarq
Marietta	Columbus Southern Power	Dominion	AT&T Ohio
Marion	Ohio Edison	Columbia Gas	Verizon
Toledo	Toledo Edison	Columbia Gas	AT&T Ohio
Youngstown	Ohio Edison	Dominion	AT&T Ohio
Zanesville	Ohio Power	Columbia Gas	AT&T Ohio

This document was created by the staff of the Utilities Department only for the purpose stated within it. It is for staff discussion only and does not reflect the view of the Commission.




The Public Utilities
Commission of Ohio

A report by the Staff of the
Public Utilities Commission of Ohio

Ohio Utility Rate Survey

March 15, 2012



Ohio Utility Bills - Residential Customers

Comparison of Utility Bills 16 Major Ohio Cities

Rank	Cities	Combined Bill 01/15/11	Combined Bill 03/15/12	Electric Standard Service Offer* 03/15/12	Gas ** 03/15/12	Telephone*** 03/15/12
1	Zanesville	\$188.70	\$180.01	\$86.74	\$70.20	\$23.07
2	Canton	201.82	180.25	86.74	71.69	21.82
3	Lorain	194.13	182.37	91.88	70.2	20.29
4	Youngstown	207.25	185.11	91.88	71.69	21.54
5	Akron	207.25	185.39	91.88	71.69	21.82
6	Lima	208.69	185.59	86.74	71.69	27.16
7	Marion	197.68	185.92	91.88	70.20	23.84
8	Ashtabula	213.23	187.53	96.25	71.69	19.59
9	Mansfield	201.00	189.24	91.88	70.20	27.16
10	Cleveland	213.93	189.76	96.25	71.69	21.82
11	Toledo	199.63	190.70	97.43	70.20	23.07
12	Columbus	206.74	191.49	98.22	70.20	23.07
13	Marietta	219.86	191.73	98.22	71.69	21.82
14	Chillicothe	213.88	195.85	98.22	70.20	27.43
15	Cincinnati	226.8	197.73	82.82	85.57	29.34
16	Dayton	\$212.55	\$201.23	\$110.31	\$67.85	\$23.07
	Average	\$207.07	\$188.74	\$93.58	\$71.67	\$23.49

Based on 750 KWH, 10 MCF, and Flat Rate Telephone Service

* Price does not reflect savings available to customers participating in electric choice programs

** Price does not reflect savings available to customers participating in gas choice programs

*** Price reflects incumbent local exchange carrier's flat rate, USF, SLC and 911

Combined Bill = Electric Standard Service Offer + Gas + Telephone

This document was created by the staff of the Utilities Department only for the purpose stated within it. It is for staff discussion only and does not reflect the view of the Commission.

Ohio Utility Bills - Commercial Customers

Comparison of Utility Bills 8 Major Ohio Cities

Rank	Cities	Combined Bill 01/15/11	Combined Bill 03/15/12	Electric Standard	Gas ** 03/15/12	Telephone*** 03/15/12
				Service Offer* 03/15/12		
1	Akron	\$29,971.36	\$28,874.02	\$28,541.86	\$295.81	\$36.35
2	Cincinnati	33,948.34	28,889.07	28,514.48	320.95	53.64
3	Youngstown	29,970.86	28,900.39	28,541.86	320.95	37.58
4	Canton	23,929.23	29,390.23	29,058.07	295.81	36.35
5	Dayton	30,853.65	32,555.92	32,198.62	320.95	36.35
6	Cleveland	35,210.38	34,996.69	34,627.81	332.53	36.35
7	Toledo	32,761.84	35,327.93	34,970.63	320.95	36.35
8	Columbus	\$33,274.71	\$35,945.06	\$35,587.76	\$320.95	\$36.35
Average		\$31,240.05	\$31,859.91	\$31,505.14	\$316.11	\$38.67

Based on 300,000 KWH, 1,000 KWD, 46 MCF, and Business Rate Telephone Service

* Price does not reflect savings available to customers participating in electric choice programs

** Price does not reflect savings available to customers participating in gas choice programs

*** Price reflects incumbent local exchange carrier's flat rate, USF, SLC and 911

Combined Bill = Electric Standard Service Offer + Gas + Telephone

Ohio Utility Bills - Industrial Customers

Comparison of Utility Bills 8 Major Ohio Cities

Rank	Cities	Combined Bill 01/15/11	Combined Bill 03/15/12	Electric Standard	Gas ** 03/15/12	Telephone*** 03/15/12
				Service Offer* 03/15/12		
1	Akron	\$484,224.89	\$420,114.85	\$417,546.44	\$2,530.81	\$37.60
2	Youngstown	484,224.39	420,116.08	417,546.44	2,530.81	38.83
3	Columbus	420,571.61	425,605.52	423,390.28	2,177.64	37.60
4	Cleveland	577,938.78	446,767.36	444,402.52	2,327.24	37.60
5	Toledo	484,951.12	451,556.73	448,988.32	2,530.81	37.60
6	Cincinnati	566,319.40	456,952.10	454,720.82	2,177.64	53.64
7	Canton	420,315.44	470,403.41	467,835.00	2,530.81	37.60
8	Dayton	\$532,631.03	\$574,717.76	\$572,683.48	\$1,996.68	\$37.60
Average		\$496,397.08	\$458,279.23	\$455,889.16	\$2,350.31	\$39.76

Based on 6,000,000 KWH, 20,000 KWD, 350 MCF, and Business Rate Telephone Service

* Price does not reflect savings available to customers participating in electric choice programs

** Price does not reflect savings available to customers participating in gas choice programs

*** Price reflects incumbent local exchange carrier's flat rate, USF, SLC and 911

Combined Bill = Electric Standard Service Offer + Gas + Telephone

This document was created by the staff of the Utilities Department only for the purpose stated within it. It is for staff discussion only and does not reflect the view of the Commission.

**Ohio Energy Bills - Residential Customers
Major Ohio Cities
As of March 15, 2012**

Cities	2000 Population	Electric Bill	Per KWH	Gas Bill	Per MCF	GCR Rate
Akron	217,074.00	\$91.88	\$0.12	\$71.69	\$7.17	\$3.45
Canton	80,806.00	86.74	0.12	71.69	7.17	3.45
Cincinnati	331,285.00	82.82	0.11	70.20	7.02	4.54
Cleveland	478,403.00	96.25	0.13	85.57	8.56	3.45
Columbus	711,740.00	98.22	0.13	71.69	7.17	4.33
Dayton	166,179.00	110.31	0.15	67.85	6.79	3.84
Toledo	313,619.00	97.43	0.13	70.20	7.02	4.33
Youngstown	82,026.00	\$91.88	\$0.12	\$71.69	\$7.17	\$3.45
Average		\$94.44	\$0.13	\$72.57	\$7.26	\$3.852

Based on Usage of 750KWH and 10 MCF

**Ohio Energy Bills - Commercial Customers
Major Ohio Cities
As of March 15, 2012**

Cities	2000 Population	Electric Bill	Per KWH	Gas Bill	Per MCF	GCR Rate
Akron	217,074.00	\$28,541.86	\$0.10	\$332.53	\$7.23	\$3.45
Canton	80,806.00	29,058.07	0.10	295.81	6.43	3.45
Cincinnati	331,285.00	28,514.48	0.10	320.95	6.98	4.54
Cleveland	478,403.00	34,627.81	0.12	332.53	7.23	3.45
Columbus	711,740.00	35,587.76	0.12	375.83	8.17	4.33
Dayton	166,179.00	32,198.62	0.11	320.95	6.98	3.84
Toledo	313,619.00	34,970.63	0.12	320.95	6.98	4.33
Youngstown	82,026.00	\$28,541.86	\$0.10	\$320.95	\$6.98	\$3.45
Average		\$31,505.14	\$0.11	\$327.56	\$7.12	\$3.852

Based on Usage of 300,000 KWH, 1,000 KWD and 46MCF

This document was created by the staff of the Utilities Department only for the purpose stated within it. It is for staff discussion only and does not reflect the view of the Commission.

Ohio Energy Bills - Industrial Customers

Major Ohio Cities

As of March 15, 2012

Cities	2000 Population	Electric Bill	Per KWH	Gas Bill	Per MCF	GCR Rate
Akron	217,074.00	\$417,546.44	\$0.07	\$2,530.81	\$7.23	\$3.68
Canton	80,806.00	467,835.00	0.08	2,530.81	7.23	3.68
Cincinnati	331,285.00	454,720.82	0.08	2,177.64	6.22	5.20
Cleveland	478,403.00	444,402.52	0.07	2,327.24	6.65	3.68
Columbus	711,740.00	423,390.28	0.07	2,177.64	6.22	4.56
Dayton	166,179.00	572,683.48	0.10	1,996.68	5.70	4.07
Toledo	313,619.00	448,988.32	0.07	2,530.81	7.23	4.56
Youngstown	82,026.00	\$417,546.44	\$0.07	\$2,530.81	\$7.23	\$3.68
Average		\$455,889.16	\$0.08	\$2,350.31	\$6.72	\$4.137

Based on Usage of 6,000,000KWH, 20,000 KWD and 350 MCF

Cities	Electric	Gas	Telephone
Akron	Ohio Edison	Dominion	AT&T Ohio
Ashtabula	Cleveland Electric Illuminating	Dominion	Windstream
Canton	Ohio Power	Dominion	AT&T Ohio
Chillicothe	Columbus Southern Power	Columbia Gas	Horizon Chillicothe
Cincinnati	Duke Energy	Duke Energy	Cincinnati Bell
Cleveland	Cleveland Electric Illuminating	Dominion	AT&T Ohio
Columbus	Columbus Southern Power	Columbia Gas	AT&T Ohio
Dayton	Dayton Power & Light	Vectren	AT&T Ohio
Lima	Ohio Power	Dominion	Embarq
Lorain	Ohio Edison	Columbia Gas	CenturyTel
Mansfield	Ohio Edison	Columbia Gas	Embarq
Marietta	Columbus Southern Power	Dominion	AT&T Ohio
Marion	Ohio Edison	Columbia Gas	Verizon
Toledo	Toledo Edison	Columbia Gas	AT&T Ohio
Youngstown	Ohio Edison	Dominion	AT&T Ohio
Zanesville	Ohio Power	Columbia Gas	AT&T Ohio

This document was created by the staff of the Utilities Department only for the purpose stated within it. It is for staff discussion only and does not reflect the view of the Commission.




The Public Utilities
Commission of Ohio

A report by the Staff of the
Public Utilities Commission of Ohio

Ohio Utility Rate Survey

April 13, 2012



Ohio Utility Bills - Residential Customers

Comparison of Utility Bills 16 Major Ohio Cities

Rank	Cities	Combined Bill 01/15/11	Combined Bill 04/13/12	Electric Standard Service Offer* 04/13/12	Gas ** 04/13/12	Telephone*** 04/13/12
1	Canton	\$201.82	\$174.71	\$88.19	\$64.70	\$21.82
2	Zanesville	188.70	176.58	88.19	65.32	23.07
3	Lorain	194.13	177.99	92.38	65.32	20.29
4	Youngstown	207.25	178.62	92.38	64.70	21.54
5	Akron	207.25	178.90	92.38	64.70	21.82
6	Ashtabula	213.23	179.83	95.54	64.70	19.59
7	Lima	208.69	180.05	88.19	64.70	27.16
8	Marion	197.68	181.54	92.38	65.32	23.84
9	Cleveland	213.93	182.06	95.54	64.70	21.82
10	Toledo	199.63	184.84	96.45	65.32	23.07
11	Mansfield	201.00	184.86	92.38	65.32	27.16
12	Marietta	219.86	187.26	100.74	64.70	21.82
13	Cincinnati	226.80	188.49	83.63	75.52	29.34
14	Columbus	206.74	189.13	100.74	65.32	23.07
15	Chillicothe	213.88	193.49	100.74	65.32	27.43
16	Dayton	\$212.55	\$195.72	\$110.71	\$61.94	\$23.07
	Average	\$207.07	\$183.38	\$94.41	\$65.48	\$23.49

Based on 750 KWH, 10 MCF, and Flat Rate Telephone Service

* Price does not reflect savings available to customers participating in electric choice programs

** Price does not reflect savings available to customers participating in gas choice programs

*** Price reflects incumbent local exchange carrier's flat rate, USF, SLC and 911

Combined Bill = Electric Standard Service Offer + Gas + Telephone

This document was created by the staff of the Utilities Department only for the purpose stated within it. It is for staff discussion only and does not reflect the view of the Commission.

Ohio Utility Bills - Commercial Customers

Comparison of Utility Bills 8 Major Ohio Cities

Rank	Cities	Combined Bill 01/15/11	Combined Bill 04/13/12	Electric Standard	Gas ** 04/13/12	Telephone*** 04/13/12
				Service Offer* 04/13/12		
1	Cincinnati	\$33,948.34	\$29,179.16	\$28,836.08	\$289.44	\$53.64
2	Canton	23,929.23	29,919.77	29,614.68	268.74	36.35
3	Akron	29,971.36	30,203.58	29,898.49	268.74	36.35
4	Youngstown	29,970.86	30,225.51	29,898.49	289.44	37.58
5	Dayton	30,853.65	32,682.18	32,356.39	289.44	36.35
6	Cleveland	35,210.38	35,072.05	34,732.38	303.32	36.35
7	Toledo	32,761.84	35,161.80	34,836.01	289.44	36.35
8	Columbus	\$33,274.71	\$36,669.92	\$36,344.13	\$289.44	\$36.35
Average		\$31,240.05	\$32,389.25	\$32,064.58	\$286.00	\$38.67

Based on 300,000 KWH, 1,000 KWD, 46 MCF, and Business Rate Telephone Service

* Price does not reflect savings available to customers participating in electric choice programs

** Price does not reflect savings available to customers participating in gas choice programs

*** Price reflects incumbent local exchange carrier's flat rate, USF, SLC and 911

Combined Bill = Electric Standard Service Offer + Gas + Telephone

Ohio Utility Bills - Industrial Customers

Comparison of Utility Bills 8 Major Ohio Cities

Rank	Cities	Combined Bill 01/15/11	Combined Bill 04/13/12	Electric Standard	Gas ** 04/13/12	Telephone*** 04/13/12
				Service Offer* 04/13/12		
1	Akron	\$484,224.89	\$426,479.27	\$424,150.66	\$2,291.01	\$37.60
2	Youngstown	484,224.39	426,480.50	424,150.66	2,291.01	38.83
5	Columbus	420,571.61	438,135.75	436,142.82	1,955.33	37.60
3	Cleveland	577,938.78	450,811.79	448,798.64	1,975.55	37.60
4	Toledo	484,951.12	452,524.15	450,195.54	2,291.01	37.60
6	Cincinnati	566,319.40	463,161.79	461,152.82	1,955.33	53.64
7	Canton	420,315.44	480,937.23	478,608.62	2,291.01	37.60
8	Dayton	\$532,631.03	\$577,667.16	\$575,838.88	\$1,790.68	\$37.60
Average		\$496,397.08	\$464,524.71	\$462,379.83	\$2,105.12	\$39.76

Based on 6,000,000 KWH, 20,000 KWD, 350 MCF, and Business Rate Telephone Service

* Price does not reflect savings available to customers participating in electric choice programs

** Price does not reflect savings available to customers participating in gas choice programs

*** Price reflects incumbent local exchange carrier's flat rate, USF, SLC and 911

Combined Bill = Electric Standard Service Offer + Gas + Telephone

This document was created by the staff of the Utilities Department only for the purpose stated within it. It is for staff discussion only and does not reflect the view of the Commission.

Ohio Energy Bills - Residential Customers
Major Ohio Cities
As of April 13, 2012

Cities	2000 Population	Electric Bill	Per KWH	Gas Bill	Per MCF	GCR Rate
Akron	217,074.00	\$92.38	\$0.12	\$64.70	\$6.47	\$2.79
Canton	80,806.00	88.19	0.12	64.70	6.47	2.79
Cincinnati	331,285.00	83.63	0.11	65.32	6.53	3.59
Cleveland	478,403.00	95.54	0.13	75.52	7.55	2.79
Columbus	711,740.00	100.74	0.13	64.70	6.47	3.72
Dayton	166,179.00	110.71	0.15	61.94	6.19	3.27
Toledo	313,619.00	96.45	0.13	65.32	6.53	3.72
Youngstown	82,026.00	\$92.38	\$0.12	\$64.70	\$6.47	\$2.79
Average		\$95.00	\$0.13	\$65.86	\$6.59	\$3.183

Based on Usage of 750KWH and 10 MCF

Ohio Energy Bills - Commercial Customers
Major Ohio Cities
As of April 13, 2012

Cities	2000 Population	Electric Bill	Per KWH	Gas Bill	Per MCF	GCR Rate
Akron	217,074.00	\$29,898.49	\$0.10	\$303.32	\$6.59	\$2.79
Canton	80,806.00	29,614.68	0.10	268.74	5.84	2.79
Cincinnati	331,285.00	28,836.08	0.10	289.44	6.29	3.59
Cleveland	478,403.00	34,732.38	0.12	303.32	6.59	2.79
Columbus	711,740.00	36,344.13	0.12	329.60	7.17	3.72
Dayton	166,179.00	32,356.39	0.11	289.44	6.29	3.27
Toledo	313,619.00	34,836.01	0.12	289.44	6.29	3.72
Youngstown	82,026.00	\$29,898.49	\$0.10	\$289.44	\$6.29	\$2.79
Average		\$32,064.58	\$0.11	\$295.34	\$6.42	\$3.183

Based on Usage of 300,000 KWH, 1,000 KWD and 46MCF

This document was created by the staff of the Utilities Department only for the purpose stated within it. It is for staff discussion only and does not reflect the view of the Commission.

Ohio Energy Bills - Industrial Customers

Major Ohio Cities

As of April 13, 2012

Cities	2000 Population	Electric Bill	Per KWH	Gas Bill	Per MCF	GCR Rate
Akron	217,074.00	\$424,150.66	\$0.07	\$2,291.01	\$6.55	\$2.79
Canton	80,806.00	478,608.62	0.08	2,291.01	6.55	2.79
Cincinnati	331,285.00	461,152.82	0.08	1,955.33	5.59	3.59
Cleveland	478,403.00	448,798.64	0.07	1,975.55	5.64	2.79
Columbus	711,740.00	436,142.82	0.07	1,955.33	5.59	3.72
Dayton	166,179.00	575,838.88	0.10	1,790.68	5.12	3.27
Toledo	313,619.00	450,195.54	0.08	2,291.01	6.55	3.72
Youngstown	82,026.00	\$424,150.66	\$0.07	\$2,291.01	\$6.55	\$2.79
Average		\$462,379.83	\$0.08	\$2,105.12	\$6.01	\$3.183

Based on Usage of 6,000,000KWH, 20,000 KWD and 350 MCF

Cities	Electric	Gas	Telephone
Akron	Ohio Edison	Dominion	AT&T Ohio
Ashtabula	Cleveland Electric Illuminating	Dominion	Windstream
Canton	Ohio Power	Dominion	AT&T Ohio
Chillicothe	Columbus Southern Power	Columbia Gas	Horizon Chillicothe
Cincinnati	Duke Energy	Duke Energy	Cincinnati Bell
Cleveland	Cleveland Electric Illuminating	Dominion	AT&T Ohio
Columbus	Columbus Southern Power	Columbia Gas	AT&T Ohio
Dayton	Dayton Power & Light	Vectren	AT&T Ohio
Lima	Ohio Power	Dominion	Embarq
Lorain	Ohio Edison	Columbia Gas	CenturyTel
Mansfield	Ohio Edison	Columbia Gas	Embarq
Marietta	Columbus Southern Power	Dominion	AT&T Ohio
Marion	Ohio Edison	Columbia Gas	Verizon
Toledo	Toledo Edison	Columbia Gas	AT&T Ohio
Youngstown	Ohio Edison	Dominion	AT&T Ohio
Zanesville	Ohio Power	Columbia Gas	AT&T Ohio

This document was created by the staff of the Utilities Department only for the purpose stated within it. It is for staff discussion only and does not reflect the view of the Commission.



The Public Utilities
Commission of Ohio

A report by the Staff of the
Public Utilities Commission of Ohio

Ohio Utility Rate Survey

May 15, 2012



Ohio Utility Bills - Residential Customers

Comparison of Utility Bills 16 Major Ohio Cities

Rank	Cities	Combined Bill 01/15/11	Combined Bill 05/15/12	Electric Standard Service Offer* 05/15/12	Gas ** 05/15/12	Telephone*** 05/15/12
1	Canton	\$201.82	\$173.05	\$88.19	\$63.04	\$21.82
2	Youngstown	207.25	176.96	92.38	63.04	21.54
3	Akron	207.25	177.24	92.38	63.04	21.82
4	Zanesville	188.70	177.33	88.19	66.07	23.07
5	Ashtabula	213.23	178.17	95.54	63.04	19.59
6	Lima	208.69	178.39	88.19	63.04	27.16
7	Lorain	194.13	178.74	92.38	66.07	20.29
8	Cleveland	213.93	180.40	95.54	63.04	21.82
9	Marion	197.68	182.29	92.38	66.07	23.84
10	Toledo	199.63	185.59	96.45	66.07	23.07
11	Marietta	219.86	185.60	100.74	63.04	21.82
12	Mansfield	201.00	185.61	92.38	66.07	27.16
13	Cincinnati	226.80	187.88	83.63	74.91	29.34
14	Columbus	206.74	189.88	100.74	66.07	23.07
15	Dayton	212.55	192.37	109.05	60.25	23.07
16	Chillicothe	\$213.88	\$194.24	\$100.74	\$66.07	\$27.43
	Average	\$207.07	\$182.73	\$94.31	\$64.93	\$23.49

Based on 750 KWH, 10 MCF, and Flat Rate Telephone Service

* Price does not reflect savings available to customers participating in electric choice programs

** Price does not reflect savings available to customers participating in gas choice programs

*** Price reflects incumbent local exchange carrier's flat rate, USF, SLC and 911

Combined Bill = Electric Standard Service Offer + Gas + Telephone

This document was created by the staff of the Utilities Department only for the purpose stated within it. It is for staff discussion only and does not reflect the view of the Commission.

Ohio Utility Bills - Commercial Customers

Comparison of Utility Bills 8 Major Ohio Cities

Rank	Cities	Combined Bill 01/15/11	Combined Bill 05/15/12	Electric Standard	Gas ** 05/15/12	Telephone*** 05/15/12
				Service Offer* 05/15/12		
1	Cincinnati	\$33,948.34	\$29,171.70	\$28,836.08	\$281.98	\$53.64
2	Canton	23,929.23	29,912.17	29,614.68	261.14	36.35
3	Akron	29,971.36	30,195.98	29,898.49	261.14	36.35
4	Youngstown	29,970.86	30,218.05	29,898.49	281.98	37.58
5	Dayton	30,853.65	32,921.43	32,603.10	281.98	36.35
6	Cleveland	35,210.38	35,064.56	34,732.38	295.83	36.35
7	Toledo	32,761.84	35,154.34	34,836.01	281.98	36.35
8	Columbus	\$33,274.71	\$36,662.46	\$36,344.13	\$281.98	\$36.35
Average		\$31,240.05	\$32,412.59	\$32,095.42	\$278.50	\$38.67

Based on 300,000 KWH, 1,000 KWD, 46 MCF, and Business Rate Telephone Service

* Price does not reflect savings available to customers participating in electric choice programs

** Price does not reflect savings available to customers participating in gas choice programs

*** Price reflects incumbent local exchange carrier's flat rate, USF, SLC and 911

Combined Bill = Electric Standard Service Offer + Gas + Telephone

Ohio Utility Bills - Industrial Customers

Comparison of Utility Bills 8 Major Ohio Cities

Rank	Cities	Combined Bill 01/15/11	Combined Bill 05/15/12	Electric Standard	Gas ** 05/15/12	Telephone*** 05/15/12
				Service Offer* 05/15/12		
1	Akron	\$484,224.89	\$426,422.52	\$424,150.66	\$2,234.26	\$37.60
2	Youngstown	484,224.39	426,423.75	424,150.66	2,234.26	38.83
3	Columbus	420,571.61	438,078.80	436,142.82	1,898.38	37.60
4	Cleveland	577,938.78	450,757.09	448,798.64	1,920.85	37.60
5	Toledo	484,951.12	452,467.40	450,195.54	2,234.26	37.60
6	Cincinnati	566,319.40	463,104.84	461,152.82	1,898.38	53.64
7	Canton	420,315.44	480,880.48	478,608.62	2,234.26	37.60
8	Dayton	\$532,631.03	\$583,106.62	\$581,336.12	\$1,732.90	\$37.60
Average		\$496,397.08	\$465,155.19	\$463,066.99	\$2,048.44	\$39.76

Based on 6,000,000 KWH, 20,000 KWD, 350 MCF, and Business Rate Telephone Service

* Price does not reflect savings available to customers participating in electric choice programs

** Price does not reflect savings available to customers participating in gas choice programs

*** Price reflects incumbent local exchange carrier's flat rate, USF, SLC and 911

Combined Bill = Electric Standard Service Offer + Gas + Telephone

This document was created by the staff of the Utilities Department only for the purpose stated within it. It is for staff discussion only and does not reflect the view of the Commission.

**Ohio Energy Bills - Residential Customers
Major Ohio Cities
As of May 15, 2012**

Cities	2000 Population	Electric Bill	Per KWH	Gas Bill	Per MCF	GCR Rate
Akron	217,074.00	\$92.38	\$0.12	\$63.04	\$6.30	\$2.64
Canton	80,806.00	88.19	0.12	63.04	6.30	2.64
Cincinnati	331,285.00	83.63	0.11	66.07	6.61	3.44
Cleveland	478,403.00	95.54	0.13	74.91	7.49	2.64
Columbus	711,740.00	100.74	0.13	63.04	6.30	3.57
Dayton	166,179.00	109.05	0.15	60.25	6.03	3.12
Toledo	313,619.00	96.45	0.13	66.07	6.61	3.57
Youngstown	82,026.00	\$92.38	\$0.12	\$63.04	\$6.30	\$2.64
Average		\$94.80	\$0.13	\$64.93	\$6.49	\$3.029

Based on Usage of 750KWH and 10 MCF

**Ohio Energy Bills - Commercial Customers
Major Ohio Cities
As of May 15, 2012**

Cities	2000 Population	Electric Bill	Per KWH	Gas Bill	Per MCF	GCR Rate
Akron	217,074.00	\$29,898.49	\$0.10	\$295.83	\$6.43	\$2.64
Canton	80,806.00	29,614.68	0.10	261.14	5.68	2.64
Cincinnati	331,285.00	28,836.08	0.10	281.98	6.13	3.44
Cleveland	478,403.00	34,732.38	0.12	295.83	6.43	2.64
Columbus	711,740.00	36,344.13	0.12	322.41	7.01	3.57
Dayton	166,179.00	32,603.10	0.11	281.98	6.13	3.12
Toledo	313,619.00	34,836.01	0.12	281.98	6.13	3.57
Youngstown	82,026.00	\$29,898.49	\$0.10	\$281.98	\$6.13	\$2.64
Average		\$32,095.42	\$0.11	\$287.89	\$6.26	\$3.029

Based on Usage of 300,000 KWH, 1,000 KWD and 46MCF

This document was created by the staff of the Utilities Department only for the purpose stated within it. It is for staff discussion only and does not reflect the view of the Commission.

Ohio Energy Bills - Industrial Customers

Major Ohio Cities

As of May 15, 2012

Cities	2000 Population	Electric Bill	Per KWH	Gas Bill	Per MCF	GCR Rate
Akron	217,074.00	\$424,150.66	\$0.07	\$2,234.26	\$6.38	\$2.64
Canton	80,806.00	478,608.62	0.08	2,234.26	6.38	2.64
Cincinnati	331,285.00	461,152.82	0.08	1,898.38	5.42	3.44
Cleveland	478,403.00	448,798.64	0.07	1,920.85	5.49	2.64
Columbus	711,740.00	436,142.82	0.07	1,898.38	5.42	3.57
Dayton	166,179.00	581,336.12	0.10	1,732.90	4.95	3.12
Toledo	313,619.00	450,195.54	0.08	2,234.26	6.38	3.57
Youngstown	82,026.00	\$424,150.66	\$0.07	\$2,234.26	\$6.38	\$2.64
Average		\$463,066.99	\$0.08	\$2,048.44	\$5.85	\$3.029

Based on Usage of 6,000,000KWH, 20,000 KWD and 350 MCF

Cities	Electric	Gas	Telephone
Akron	Ohio Edison	Dominion	AT&T Ohio
Ashtabula	Cleveland Electric Illuminating	Dominion	Windstream
Canton	Ohio Power	Dominion	AT&T Ohio
Chillicothe	Columbus Southern Power	Columbia Gas	Horizon Chillicothe
Cincinnati	Duke Energy	Duke Energy	Cincinnati Bell
Cleveland	Cleveland Electric Illuminating	Dominion	AT&T Ohio
Columbus	Columbus Southern Power	Columbia Gas	AT&T Ohio
Dayton	Dayton Power & Light	Vectren	AT&T Ohio
Lima	Ohio Power	Dominion	Embarq
Lorain	Ohio Edison	Columbia Gas	CenturyTel
Mansfield	Ohio Edison	Columbia Gas	Embarq
Marietta	Columbus Southern Power	Dominion	AT&T Ohio
Marion	Ohio Edison	Columbia Gas	Verizon
Toledo	Toledo Edison	Columbia Gas	AT&T Ohio
Youngstown	Ohio Edison	Dominion	AT&T Ohio
Zanesville	Ohio Power	Columbia Gas	AT&T Ohio

This document was created by the staff of the Utilities Department only for the purpose stated within it. It is for staff discussion only and does not reflect the view of the Commission.




The Public Utilities
Commission of Ohio

A report by the Staff of the
Public Utilities Commission of Ohio

Ohio Utility Rate Survey

June 15, 2012



Ohio Utility Bills - Residential Customers

Comparison of Utility Bills 16 Major Ohio Cities

Rank	Cities	Combined Bill 01/15/11	Combined Bill 06/15/12	Electric Standard Service Offer* 06/15/12	Gas ** 06/15/12	Telephone*** 06/15/12
1	Canton	\$201.82	\$178.20	\$88.19	\$68.19	\$21.82
2	Zanesville	188.70	182.41	88.19	71.15	23.07
3	Lima	208.69	183.54	88.19	68.19	27.16
4	Youngstown	207.25	188.10	98.37	68.19	21.54
5	Akron	207.25	188.38	98.37	68.19	21.82
6	Ashtabula	213.23	188.40	100.62	68.19	19.59
7	Lorain	194.13	189.81	98.37	71.15	20.29
8	Cleveland	213.93	190.63	100.62	68.19	21.82
9	Marietta	219.86	190.75	100.74	68.19	21.82
10	Marion	197.68	193.36	98.37	71.15	23.84
11	Cincinnati	226.80	193.71	83.63	80.74	29.34
12	Columbus	206.74	194.96	100.74	71.15	23.07
13	Dayton	212.55	195.44	107.66	64.71	23.07
14	Toledo	199.63	196.25	102.03	71.15	23.07
15	Mansfield	201.00	196.68	98.37	71.15	27.16
16	Chillicothe	\$213.88	\$199.32	\$100.74	\$71.15	\$27.43
	Average	\$207.07	\$190.62	\$97.08	\$70.05	\$23.49

Based on 750 KWH, 10 MCF, and Flat Rate Telephone Service

* Price does not reflect savings available to customers participating in electric choice programs

** Price does not reflect savings available to customers participating in gas choice programs

*** Price reflects incumbent local exchange carrier's flat rate, USF, SLC and 911

Combined Bill = Electric Standard Service Offer + Gas + Telephone

This document was created by the staff of the Utilities Department only for the purpose stated within it. It is for staff discussion only and does not reflect the view of the Commission.

Ohio Utility Bills - Commercial Customers

Comparison of Utility Bills 8 Major Ohio Cities

Rank	Cities	Combined Bill 01/15/11	Combined Bill 06/15/12	Electric Standard	Gas ** 06/15/12	Telephone*** 06/15/12
				Service Offer* 06/15/12		
1	Cincinnati	\$33,948.34	\$29,190.61	\$28,836.08	\$300.89	\$53.64
2	Canton	23,929.23	29,931.42	29,614.68	280.39	36.35
3	Akron	29,971.36	31,926.93	31,610.19	280.39	36.35
4	Youngstown	29,970.86	31,948.66	31,610.19	300.89	37.58
5	Dayton	30,853.65	32,399.14	32,061.90	300.89	36.35
6	Cleveland	35,210.38	35,575.04	35,223.88	314.81	36.35
7	Toledo	32,761.84	35,712.35	35,375.11	300.89	36.35
8	Columbus	\$33,274.71	\$36,681.37	\$36,344.13	\$300.89	\$36.35
Average		\$31,240.05	\$32,920.69	\$32,584.52	\$297.51	\$38.67

Based on 300,000 KWH, 1,000 KWD, 46 MCF, and Business Rate Telephone Service

* Price does not reflect savings available to customers participating in electric choice programs

** Price does not reflect savings available to customers participating in gas choice programs

*** Price reflects incumbent local exchange carrier's flat rate, USF, SLC and 911

Combined Bill = Electric Standard Service Offer + Gas + Telephone

Ohio Utility Bills - Industrial Customers

Comparison of Utility Bills 8 Major Ohio Cities

Rank	Cities	Combined Bill 01/15/11	Combined Bill 06/15/12	Electric Standard	Gas ** 06/15/12	Telephone*** 06/15/12
				Service Offer* 06/15/12		
1	Columbus	\$420,571.61	\$438,223.21	\$436,142.82	\$2,042.79	\$37.60
2	Cincinnati	566,319.40	463,249.25	461,152.82	2,042.79	53.64
3	Akron	484,224.89	466,459.40	464,043.66	2,378.14	37.60
4	Youngstown	484,224.39	466,460.63	464,043.66	2,378.14	38.83
5	Canton	420,315.44	481,024.36	478,608.62	2,378.14	37.60
6	Toledo	484,951.12	490,933.28	488,517.54	2,378.14	37.60
7	Cleveland	577,938.78	514,189.84	512,027.64	2,124.60	37.60
8	Dayton	\$532,631.03	\$572,551.45	\$570,634.52	\$1,879.33	\$37.60
Average		\$496,397.08	\$486,636.43	\$484,396.41	\$2,200.26	\$39.76

Based on 6,000,000 KWH, 20,000 KWD, 350 MCF, and Business Rate Telephone Service

* Price does not reflect savings available to customers participating in electric choice programs

** Price does not reflect savings available to customers participating in gas choice programs

*** Price reflects incumbent local exchange carrier's flat rate, USF, SLC and 911

Combined Bill = Electric Standard Service Offer + Gas + Telephone

This document was created by the staff of the Utilities Department only for the purpose stated within it. It is for staff discussion only and does not reflect the view of the Commission.

**Ohio Energy Bills - Residential Customers
Major Ohio Cities
As of June 15, 2012**

Cities	2000 Population	Electric Bill	Per KWH	Gas Bill	Per MCF	GCR Rate
Akron	217,074.00	\$129.82	\$0.17	\$68.19	\$6.82	\$3.03
Canton	80,806.00	88.19	0.12	68.19	6.82	3.03
Cincinnati	331,285.00	83.63	0.11	71.15	7.12	3.99
Cleveland	478,403.00	81.30	0.11	80.74	8.07	3.03
Columbus	711,740.00	100.74	0.13	68.19	6.82	3.96
Dayton	166,179.00	107.66	0.14	64.71	6.47	3.52
Toledo	313,619.00	102.03	0.14	71.15	7.12	3.96
Youngstown	82,026.00	\$129.82	\$0.17	\$68.19	\$6.82	\$3.03
Average		\$102.90	\$0.14	\$70.06	\$7.01	\$3.443

Based on Usage of 750KWH and 10 MCF

**Ohio Energy Bills - Commercial Customers
Major Ohio Cities
As of June 15, 2012**

Cities	2000 Population	Electric Bill	Per KWH	Gas Bill	Per MCF	GCR Rate
Akron	217,074.00	\$31,610.19	\$0.11	\$314.81	\$6.84	\$3.03
Canton	80,806.00	29,614.68	0.10	280.39	6.10	3.03
Cincinnati	331,285.00	28,836.08	0.10	300.89	6.54	3.99
Cleveland	478,403.00	35,223.88	0.12	314.81	6.84	3.03
Columbus	711,740.00	36,344.13	0.12	349.19	7.59	3.96
Dayton	166,179.00	32,061.90	0.11	300.89	6.54	3.52
Toledo	313,619.00	35,375.11	0.12	300.89	6.54	3.96
Youngstown	82,026.00	\$31,610.19	\$0.11	\$300.89	\$6.54	\$3.03
Average		\$32,584.52	\$0.11	\$307.85	\$6.69	\$3.443

Based on Usage of 300,000 KWH, 1,000 KWD and 46MCF

This document was created by the staff of the Utilities Department only for the purpose stated within it. It is for staff discussion only and does not reflect the view of the Commission.

Ohio Energy Bills - Industrial Customers

Major Ohio Cities

As of June 15, 2012

Cities	2000 Population	Electric Bill	Per KWH	Gas Bill	Per MCF	GCR Rate
Akron	217,074.00	\$464,043.66	\$0.08	\$2,378.14	\$6.79	\$3.03
Canton	80,806.00	478,608.62	0.08	2,378.14	6.79	3.03
Cincinnati	331,285.00	461,152.82	0.08	2,042.79	5.84	3.99
Cleveland	478,403.00	512,027.64	0.09	2,124.60	6.07	3.03
Columbus	711,740.00	436,142.82	0.07	2,042.79	5.84	3.96
Dayton	166,179.00	570,634.52	0.10	1,879.33	5.37	3.52
Toledo	313,619.00	488,517.54	0.08	2,378.14	6.79	3.96
Youngstown	82,026.00	\$464,043.66	\$0.08	\$2,378.14	\$6.79	\$3.03
Average		\$484,396.41	\$0.08	\$2,200.26	\$6.29	\$3.443

Based on Usage of 6,000,000KWH, 20,000 KWD and 350 MCF

Cities	Electric	Gas	Telephone
Akron	Ohio Edison	Dominion	AT&T Ohio
Ashtabula	Cleveland Electric Illuminating	Dominion	Windstream
Canton	Ohio Power	Dominion	AT&T Ohio
Chillicothe	Columbus Southern Power	Columbia Gas	Horizon Chillicothe
Cincinnati	Duke Energy	Duke Energy	Cincinnati Bell
Cleveland	Cleveland Electric Illuminating	Dominion	AT&T Ohio
Columbus	Columbus Southern Power	Columbia Gas	AT&T Ohio
Dayton	Dayton Power & Light	Vectren	AT&T Ohio
Lima	Ohio Power	Dominion	Embarq
Lorain	Ohio Edison	Columbia Gas	CenturyTel
Mansfield	Ohio Edison	Columbia Gas	Embarq
Marietta	Columbus Southern Power	Dominion	AT&T Ohio
Marion	Ohio Edison	Columbia Gas	Verizon
Toledo	Toledo Edison	Columbia Gas	AT&T Ohio
Youngstown	Ohio Edison	Dominion	AT&T Ohio
Zanesville	Ohio Power	Columbia Gas	AT&T Ohio

This document was created by the staff of the Utilities Department only for the purpose stated within it. It is for staff discussion only and does not reflect the view of the Commission.




The Public Utilities
Commission of Ohio

A report by the Staff of the
Public Utilities Commission of Ohio

Ohio Utility Rate Survey

July 13, 2012



Ohio Utility Bills - Residential Customers

Comparison of Utility Bills 16 Major Ohio Cities

Rank	Cities	Combined Bill 01/15/11	Combined Bill 07/13/12	Electric Standard Service Offer* 07/13/12	Gas ** 07/13/12	Telephone*** 07/13/12
1	Canton	\$201.82	\$178.08	\$88.07	\$68.19	\$21.82
2	Zanesville	188.70	182.29	88.07	71.15	23.07
3	Lima	208.69	183.42	88.07	68.19	27.16
4	Ashtabula	213.23	186.41	98.63	68.19	19.59
5	Youngstown	207.25	187.96	98.23	68.19	21.54
6	Akron	207.25	188.24	98.23	68.19	21.82
7	Cleveland	213.93	188.64	98.63	68.19	21.82
8	Lorain	194.13	189.67	98.23	71.15	20.29
9	Marietta	219.86	191.04	101.03	68.19	21.82
10	Marion	197.68	193.22	98.23	71.15	23.84
11	Toledo	199.63	193.35	99.13	71.15	23.07
12	Cincinnati	226.80	193.89	83.81	80.74	29.34
13	Columbus	206.74	195.25	101.03	71.15	23.07
14	Dayton	212.55	195.90	108.12	64.71	23.07
15	Mansfield	201.00	196.54	98.23	71.15	27.16
16	Chillicothe	\$213.88	\$199.61	\$101.03	\$71.15	\$27.43
	Average	\$207.07	\$190.22	\$96.67	\$70.05	\$23.49

Based on 750 KWH, 10 MCF, and Flat Rate Telephone Service

* Price does not reflect savings available to customers participating in electric choice programs

** Price does not reflect savings available to customers participating in gas choice programs

*** Price reflects incumbent local exchange carrier's flat rate, USF, SLC and 911

Combined Bill = Electric Standard Service Offer + Gas + Telephone

This document was created by the staff of the Utilities Department only for the purpose stated within it. It is for staff discussion only and does not reflect the view of the Commission.

Ohio Utility Bills - Commercial Customers

Comparison of Utility Bills 8 Major Ohio Cities

Rank	Cities	Combined Bill 01/15/11	Combined Bill 07/13/12	Electric Standard	Gas ** 07/13/12	Telephone*** 07/13/12
				Service Offer* 07/13/12		
1	Cincinnati	\$33,948.34	\$29,263.21	\$28,908.68	\$300.89	\$53.64
2	Canton	23,929.23	29,898.00	29,581.26	280.39	36.35
3	Akron	29,971.36	32,047.75	31,731.01	280.39	36.35
4	Youngstown	29,970.86	32,069.48	31,731.01	300.89	37.58
5	Dayton	30,853.65	32,375.50	32,038.26	300.89	36.35
6	Toledo	32,761.84	34,915.93	34,578.69	300.89	36.35
7	Cleveland	35,210.38	35,862.63	35,511.47	314.81	36.35
8	Columbus	\$33,274.71	\$36,770.56	\$36,433.32	\$300.89	\$36.35
Average		\$31,240.05	\$32,900.38	\$32,564.21	\$297.51	\$38.67

Based on 300,000 KWH, 1,000 KWD, 46 MCF, and Business Rate Telephone Service

* Price does not reflect savings available to customers participating in electric choice programs

** Price does not reflect savings available to customers participating in gas choice programs

*** Price reflects incumbent local exchange carrier's flat rate, USF, SLC and 911

Combined Bill = Electric Standard Service Offer + Gas + Telephone

Ohio Utility Bills - Industrial Customers

Comparison of Utility Bills 8 Major Ohio Cities

Rank	Cities	Combined Bill 01/15/11	Combined Bill 07/13/12	Electric Standard	Gas ** 07/13/12	Telephone*** 07/13/12
				Service Offer* 07/13/12		
1	Columbus	\$420,571.61	\$439,744.81	\$437,664.42	\$2,042.79	\$37.60
2	Cincinnati	566,319.40	464,701.25	462,604.82	2,042.79	53.64
3	Canton	420,315.44	481,186.36	478,770.62	2,378.14	37.60
4	Toledo	484,951.12	522,083.19	519,667.45	2,378.14	37.60
5	Akron	484,224.89	531,989.17	529,573.43	2,378.14	37.60
6	Youngstown	484,224.39	531,990.40	529,573.43	2,378.14	38.83
7	Dayton	532,631.03	572,078.65	570,161.72	1,879.33	37.60
8	Cleveland	\$577,938.78	\$578,974.58	\$576,812.38	\$2,124.60	\$37.60
Average		\$496,397.08	\$515,343.55	\$513,103.53	\$2,200.26	\$39.76

Based on 6,000,000 KWH, 20,000 KWD, 350 MCF, and Business Rate Telephone Service

* Price does not reflect savings available to customers participating in electric choice programs

** Price does not reflect savings available to customers participating in gas choice programs

*** Price reflects incumbent local exchange carrier's flat rate, USF, SLC and 911

Combined Bill = Electric Standard Service Offer + Gas + Telephone

This document was created by the staff of the Utilities Department only for the purpose stated within it. It is for staff discussion only and does not reflect the view of the Commission.

**Ohio Energy Bills - Residential Customers
Major Ohio Cities
As of July 13, 2012**

Cities	2000 Population	Electric Bill	Per KWH	Gas Bill	Per MCF	GCR Rate
Akron	217,074.00	\$98.23	\$0.13	\$68.19	\$6.82	\$3.03
Canton	80,806.00	88.07	0.12	68.19	6.82	3.03
Cincinnati	331,285.00	83.81	0.11	71.15	7.12	3.99
Cleveland	478,403.00	98.63	0.13	80.74	8.07	3.03
Columbus	711,740.00	101.03	0.13	68.19	6.82	3.96
Dayton	166,179.00	108.12	0.14	64.71	6.47	3.52
Toledo	313,619.00	99.13	0.13	71.15	7.12	3.96
Youngstown	82,026.00	\$98.23	\$0.13	\$68.19	\$6.82	\$3.03
Average		\$96.91	\$0.13	\$70.06	\$7.01	\$3.443

Based on Usage of 750KWH and 10 MCF

**Ohio Energy Bills - Commercial Customers
Major Ohio Cities
As of July 13, 2012**

Cities	2000 Population	Electric Bill	Per KWH	Gas Bill	Per MCF	GCR Rate
Akron	217,074.00	\$31,731.01	\$0.11	\$314.81	\$6.84	\$3.03
Canton	80,806.00	29,581.26	0.10	280.39	6.10	3.03
Cincinnati	331,285.00	28,908.68	0.10	300.89	6.54	3.99
Cleveland	478,403.00	35,511.47	0.12	314.81	6.84	3.03
Columbus	711,740.00	36,433.32	0.12	349.19	7.59	3.96
Dayton	166,179.00	32,038.26	0.11	300.89	6.54	3.52
Toledo	313,619.00	34,578.69	0.12	300.89	6.54	3.96
Youngstown	82,026.00	\$31,731.01	\$0.11	\$300.89	\$6.54	\$3.03
Average		\$32,564.21	\$0.11	\$307.85	\$6.69	\$3.443

Based on Usage of 300,000 KWH, 1,000 KWD and 46MCF

This document was created by the staff of the Utilities Department only for the purpose stated within it. It is for staff discussion only and does not reflect the view of the Commission.

Ohio Energy Bills - Industrial Customers

Major Ohio Cities

As of July 13, 2012

Cities	2000 Population	Electric Bill	Per KWH	Gas Bill	Per MCF	GCR Rate
Akron	217,074.00	\$529,573.43	\$0.09	\$2,378.14	\$6.79	\$3.03
Canton	80,806.00	478,770.62	0.08	2,378.14	6.79	3.03
Cincinnati	331,285.00	462,604.82	0.08	2,042.79	5.84	3.99
Cleveland	478,403.00	576,812.38	0.10	2,124.60	6.07	3.03
Columbus	711,740.00	437,664.42	0.07	2,042.79	5.84	3.96
Dayton	166,179.00	570,161.72	0.10	1,879.33	5.37	3.52
Toledo	313,619.00	519,667.45	0.09	2,378.14	6.79	3.96
Youngstown	82,026.00	\$529,573.43	\$0.09	\$2,378.14	\$6.79	\$3.03
Average		\$513,103.53	\$0.09	\$2,200.26	\$6.29	\$3.443

Based on Usage of 6,000,000KWH, 20,000 KWD and 350 MCF

Cities	Electric	Gas	Telephone
Akron	Ohio Edison	Dominion	AT&T Ohio
Ashtabula	Cleveland Electric Illuminating	Dominion	Windstream
Canton	Ohio Power	Dominion	AT&T Ohio
Chillicothe	Columbus Southern Power	Columbia Gas	Horizon Chillicothe
Cincinnati	Duke Energy	Duke Energy	Cincinnati Bell
Cleveland	Cleveland Electric Illuminating	Dominion	AT&T Ohio
Columbus	Columbus Southern Power	Columbia Gas	AT&T Ohio
Dayton	Dayton Power & Light	Vectren	AT&T Ohio
Lima	Ohio Power	Dominion	Embarq
Lorain	Ohio Edison	Columbia Gas	CenturyTel
Mansfield	Ohio Edison	Columbia Gas	Embarq
Marietta	Columbus Southern Power	Dominion	AT&T Ohio
Marion	Ohio Edison	Columbia Gas	Verizon
Toledo	Toledo Edison	Columbia Gas	AT&T Ohio
Youngstown	Ohio Edison	Dominion	AT&T Ohio
Zanesville	Ohio Power	Columbia Gas	AT&T Ohio

This document was created by the staff of the Utilities Department only for the purpose stated within it. It is for staff discussion only and does not reflect the view of the Commission.




The Public Utilities
Commission of Ohio

A report by the Staff of the
Public Utilities Commission of Ohio

Ohio Utility Rate Survey

August 14, 2012



Ohio Utility Bills - Residential Customers

Comparison of Utility Bills 16 Major Ohio Cities

Rank	Cities	Combined Bill 01/15/11	Combined Bill 08/14/12	Electric Standard Service Offer* 08/14/12	Gas ** 08/14/12	Telephone*** 08/14/12
1	Canton	\$201.82	\$182.77	\$88.07	\$72.88	\$21.82
2	Lima	208.69	188.11	88.07	72.88	27.16
3	Zanesville	188.70	190.39	88.07	79.25	23.07
4	Ashtabula	213.23	191.10	98.63	72.88	19.59
5	Youngstown	207.25	192.65	98.23	72.88	21.54
6	Akron	207.25	192.93	98.23	72.88	21.82
7	Cleveland	213.93	193.33	98.63	72.88	21.82
8	Marietta	219.86	195.73	101.03	72.88	21.82
9	Lorain	194.13	197.77	98.23	79.25	20.29
10	Dayton	212.55	199.68	108.12	68.49	23.07
11	Cincinnati	226.80	200.58	83.81	87.43	29.34
12	Marion	197.68	201.32	98.23	79.25	23.84
13	Toledo	199.63	201.45	99.13	79.25	23.07
14	Columbus	206.74	203.35	101.03	79.25	23.07
15	Mansfield	201.00	204.64	98.23	79.25	27.16
16	Chillicothe	\$213.88	\$207.71	\$101.03	\$79.25	\$27.43
	Average	\$207.07	\$196.47	\$96.67	\$76.30	\$23.49

Based on 750 KWH, 10 MCF, and Flat Rate Telephone Service

* Price does not reflect savings available to customers participating in electric choice programs

** Price does not reflect savings available to customers participating in gas choice programs

*** Price reflects incumbent local exchange carrier's flat rate, USF, SLC and 911

Combined Bill = Electric Standard Service Offer + Gas + Telephone

This document was created by the staff of the Utilities Department only for the purpose stated within it. It is for staff discussion only and does not reflect the view of the Commission.

Ohio Utility Bills - Commercial Customers

Comparison of Utility Bills 8 Major Ohio Cities

Rank	Cities	Combined Bill 01/15/11	Combined Bill 08/14/12	Electric Standard	Gas ** 08/14/12	Telephone*** 08/14/12
				Service Offer* 08/14/12		
1	Cincinnati	\$33,948.34	\$29,291.17	\$28,908.68	\$328.85	\$53.64
2	Canton	23,929.23	29,926.45	29,581.26	308.84	36.35
3	Akron	29,971.36	32,076.20	31,731.01	308.84	36.35
4	Youngstown	29,970.86	32,097.44	31,731.01	328.85	37.58
5	Dayton	30,853.65	32,403.46	32,038.26	328.85	36.35
6	Toledo	32,761.84	34,943.89	34,578.69	328.85	36.35
7	Cleveland	35,210.38	35,890.69	35,511.47	342.87	36.35
8	Columbus	\$33,274.71	\$36,798.52	\$36,433.32	\$328.85	\$36.35
Average		\$31,240.05	\$32,928.48	\$32,564.21	\$325.60	\$38.67

Based on 300,000 KWH, 1,000 KWD, 46 MCF, and Business Rate Telephone Service

* Price does not reflect savings available to customers participating in electric choice programs

** Price does not reflect savings available to customers participating in gas choice programs

*** Price reflects incumbent local exchange carrier's flat rate, USF, SLC and 911

Combined Bill = Electric Standard Service Offer + Gas + Telephone

Ohio Utility Bills - Industrial Customers

Comparison of Utility Bills 8 Major Ohio Cities

Rank	Cities	Combined Bill 01/15/11	Combined Bill 08/14/12	Electric Standard	Gas ** 08/14/12	Telephone*** 08/14/12
				Service Offer* 08/14/12		
1	Columbus	\$420,571.61	\$439,958.30	\$437,664.42	\$2,256.28	\$37.60
2	Cincinnati	566,319.40	464,914.74	462,604.82	2,256.28	53.64
3	Canton	420,315.44	481,399.08	478,770.62	2,590.86	37.60
4	Toledo	484,951.12	522,295.91	519,667.45	2,590.86	37.60
5	Akron	484,224.89	532,201.89	529,573.43	2,590.86	37.60
6	Youngstown	484,224.39	532,203.12	529,573.43	2,590.86	38.83
7	Dayton	532,631.03	572,295.14	570,161.72	2,095.82	37.60
8	Cleveland	\$577,938.78	\$579,172.45	\$576,812.38	\$2,322.47	\$37.60
Average		\$496,397.08	\$515,555.08	\$513,103.53	\$2,411.79	\$39.76

Based on 6,000,000 KWH, 20,000 KWD, 350 MCF, and Business Rate Telephone Service

* Price does not reflect savings available to customers participating in electric choice programs

** Price does not reflect savings available to customers participating in gas choice programs

*** Price reflects incumbent local exchange carrier's flat rate, USF, SLC and 911

Combined Bill = Electric Standard Service Offer + Gas + Telephone

This document was created by the staff of the Utilities Department only for the purpose stated within it. It is for staff discussion only and does not reflect the view of the Commission.

**Ohio Energy Bills - Residential Customers
Major Ohio Cities
As of August 14, 2012**

Cities	2000 Population	Electric Bill	Per KWH	Gas Bill	Per MCF	GCR Rate
Akron	217,074.00	\$98.23	\$0.13	\$72.88	\$7.29	\$3.61
Canton	80,806.00	88.07	0.12	72.88	7.29	3.61
Cincinnati	331,285.00	83.81	0.11	79.25	7.93	4.53
Cleveland	478,403.00	98.63	0.13	87.43	8.74	3.61
Columbus	711,740.00	101.03	0.13	72.88	7.29	4.54
Dayton	166,179.00	108.12	0.14	68.49	6.85	4.11
Toledo	313,619.00	99.13	0.13	79.25	7.93	4.54
Youngstown	82,026.00	\$98.23	\$0.13	\$72.88	\$7.29	\$3.61
Average		\$96.91	\$0.13	\$75.74	\$7.57	\$4.019

Based on Usage of 750KWH and 10 MCF

**Ohio Energy Bills - Commercial Customers
Major Ohio Cities
As of August 14, 2012**

Cities	2000 Population	Electric Bill	Per KWH	Gas Bill	Per MCF	GCR Rate
Akron	217,074.00	\$31,731.01	\$0.11	\$342.87	\$7.45	\$3.61
Canton	80,806.00	29,581.26	0.10	308.84	6.71	3.61
Cincinnati	331,285.00	28,908.68	0.10	328.85	7.15	4.53
Cleveland	478,403.00	35,511.47	0.12	342.87	7.45	3.61
Columbus	711,740.00	36,433.32	0.12	375.20	8.16	4.54
Dayton	166,179.00	32,038.26	0.11	328.85	7.15	4.11
Toledo	313,619.00	34,578.69	0.12	328.85	7.15	4.54
Youngstown	82,026.00	\$31,731.01	\$0.11	\$328.85	\$7.15	\$3.61
Average		\$32,564.21	\$0.11	\$335.65	\$7.30	\$4.019

Based on Usage of 300,000 KWH, 1,000 KWD and 46MCF

This document was created by the staff of the Utilities Department only for the purpose stated within it. It is for staff discussion only and does not reflect the view of the Commission.

Ohio Energy Bills - Industrial Customers

Major Ohio Cities

As of August 14, 2012

Cities	2000 Population	Electric Bill	Per KWH	Gas Bill	Per MCF	GCR Rate
Akron	217,074.00	\$529,573.43	\$0.09	\$2,590.86	\$7.40	\$3.61
Canton	80,806.00	478,770.62	0.08	2,590.86	7.40	3.61
Cincinnati	331,285.00	462,604.82	0.08	2,256.28	6.45	4.53
Cleveland	478,403.00	576,812.38	0.10	2,322.47	6.64	3.61
Columbus	711,740.00	437,664.42	0.07	2,256.28	6.45	4.54
Dayton	166,179.00	570,161.72	0.10	2,095.82	5.99	4.11
Toledo	313,619.00	519,667.45	0.09	2,590.86	7.40	4.54
Youngstown	82,026.00	\$529,573.43	\$0.09	\$2,590.86	\$7.40	\$3.61
Average		\$513,103.53	\$0.09	\$2,411.79	\$6.89	\$4.019

Based on Usage of 6,000,000KWH, 20,000 KWD and 350 MCF

Cities	Electric	Gas	Telephone
Akron	Ohio Edison	Dominion	AT&T Ohio
Ashtabula	Cleveland Electric Illuminating	Dominion	Windstream
Canton	Ohio Power	Dominion	AT&T Ohio
Chillicothe	Columbus Southern Power	Columbia Gas	Horizon Chillicothe
Cincinnati	Duke Energy	Duke Energy	Cincinnati Bell
Cleveland	Cleveland Electric Illuminating	Dominion	AT&T Ohio
Columbus	Columbus Southern Power	Columbia Gas	AT&T Ohio
Dayton	Dayton Power & Light	Vectren	AT&T Ohio
Lima	Ohio Power	Dominion	Embarq
Lorain	Ohio Edison	Columbia Gas	CenturyTel
Mansfield	Ohio Edison	Columbia Gas	Embarq
Marietta	Columbus Southern Power	Dominion	AT&T Ohio
Marion	Ohio Edison	Columbia Gas	Verizon
Toledo	Toledo Edison	Columbia Gas	AT&T Ohio
Youngstown	Ohio Edison	Dominion	AT&T Ohio
Zanesville	Ohio Power	Columbia Gas	AT&T Ohio

This document was created by the staff of the Utilities Department only for the purpose stated within it. It is for staff discussion only and does not reflect the view of the Commission.



The Public Utilities
Commission of Ohio

A report by the Staff of the
Public Utilities Commission of Ohio

Ohio Utility Rate Survey

September 14, 2012



Ohio Utility Bills - Residential Customers

Comparison of Utility Bills 16 Major Ohio Cities

Rank	Cities	Combined Bill 01/15/11	Combined Bill 09/14/12	Electric Standard Service Offer* 09/14/12	Gas ** 09/14/12	Telephone*** 09/14/12
1	Ashtabula	\$213.23	\$228.72	\$92.05	\$117.08	\$19.59
2	Youngstown	207.25	230.26	91.64	117.08	21.54
3	Akron	207.25	230.54	91.64	117.08	21.82
4	Cleveland	213.93	230.95	92.05	117.08	21.82
5	Canton	201.82	235.86	96.96	117.08	21.82
6	Dayton	212.55	239.39	108.12	108.20	23.07
7	Lorain	194.13	239.94	91.64	128.01	20.29
8	Lima	208.69	241.20	96.96	117.08	27.16
9	Marion	197.68	243.49	91.64	128.01	23.84
10	Toledo	199.63	243.63	92.55	128.01	23.07
11	Marietta	219.86	246.24	107.34	117.08	21.82
12	Mansfield	201.00	246.81	91.64	128.01	27.16
13	Zanesville	188.70	248.04	96.96	128.01	23.07
14	Cincinnati	226.80	252.83	83.81	139.68	29.34
15	Columbus	206.74	258.42	107.34	128.01	23.07
16	Chillicothe	\$213.88	\$262.78	\$107.34	\$128.01	\$27.43
	Average	\$207.07	\$242.44	\$96.23	\$122.72	\$23.49

Based on 750 KWH, 10 MCF, and Flat Rate Telephone Service

* Price does not reflect savings available to customers participating in electric choice programs

** Price does not reflect savings available to customers participating in gas choice programs

*** Price reflects incumbent local exchange carrier's flat rate, USF, SLC and 911

Combined Bill = Electric Standard Service Offer + Gas + Telephone

This document was created by the staff of the Utilities Department only for the purpose stated within it. It is for staff discussion only and does not reflect the view of the Commission.

Ohio Utility Bills - Commercial Customers

Comparison of Utility Bills 8 Major Ohio Cities

Rank	Cities	Combined Bill 01/15/11	Combined Bill 09/14/12	Electric Standard	Gas ** 09/14/12	Telephone*** 09/14/12
				Service Offer* 09/14/12		
1	Cincinnati	\$33,948.34	\$29,273.07	\$28,908.68	\$310.75	\$53.64
2	Akron	29,971.36	29,423.49	29,096.71	290.43	36.35
3	Youngstown	29,970.86	29,445.04	29,096.71	310.75	37.58
4	Toledo	32,761.84	32,291.49	31,944.39	310.75	36.35
5	Dayton	30,853.65	32,385.36	32,038.26	310.75	36.35
6	Canton	23,929.23	32,564.26	32,237.48	290.43	36.35
7	Cleveland	35,210.38	33,238.23	32,877.17	324.71	36.35
8	Columbus	\$33,274.71	\$37,156.61	\$36,809.51	\$310.75	\$36.35
Average		\$31,240.05	\$31,972.19	\$31,626.11	\$307.42	\$38.67

Based on 300,000 KWH, 1,000 KWD, 46 MCF, and Business Rate Telephone Service

* Price does not reflect savings available to customers participating in electric choice programs

** Price does not reflect savings available to customers participating in gas choice programs

*** Price reflects incumbent local exchange carrier's flat rate, USF, SLC and 911

Combined Bill = Electric Standard Service Offer + Gas + Telephone

Ohio Utility Bills - Industrial Customers

Comparison of Utility Bills 8 Major Ohio Cities

Rank	Cities	Combined Bill 01/15/11	Combined Bill 09/14/12	Electric Standard	Gas ** 09/14/12	Telephone*** 09/14/12
				Service Offer* 09/14/12		
1	Columbus	\$420,571.61	\$449,344.50	\$447,188.78	\$2,118.12	\$37.60
2	Cincinnati	566,319.40	464,776.58	462,604.82	2,118.12	53.64
3	Toledo	484,951.12	471,296.25	468,805.45	2,453.20	37.60
4	Akron	484,224.89	488,096.23	485,605.43	2,453.20	37.60
5	Youngstown	484,224.39	488,097.46	485,605.43	2,453.20	38.83
6	Canton	420,315.44	526,475.49	523,984.69	2,453.20	37.60
7	Cleveland	577,938.78	528,301.27	525,950.38	2,313.29	37.60
8	Dayton	\$532,631.03	\$572,155.03	\$570,161.72	\$1,955.71	\$37.60
Average		\$496,397.08	\$498,567.85	\$496,238.34	\$2,289.76	\$39.76

Based on 6,000,000 KWH, 20,000 KWD, 350 MCF, and Business Rate Telephone Service

* Price does not reflect savings available to customers participating in electric choice programs

** Price does not reflect savings available to customers participating in gas choice programs

*** Price reflects incumbent local exchange carrier's flat rate, USF, SLC and 911

Combined Bill = Electric Standard Service Offer + Gas + Telephone

This document was created by the staff of the Utilities Department only for the purpose stated within it. It is for staff discussion only and does not reflect the view of the Commission.

**Ohio Energy Bills - Residential Customers
Major Ohio Cities
As of September 14, 2012**

Cities	2000 Population	Electric Bill	Per KWH	Gas Bill	Per MCF	GCR Rate
Akron	217,074.00	\$91.64	\$0.12	\$117.08	\$11.71	\$3.61
Canton	80,806.00	96.96	0.13	117.08	11.71	3.61
Cincinnati	331,285.00	83.81	0.11	128.01	12.80	4.53
Cleveland	478,403.00	92.05	0.12	139.68	13.97	3.61
Columbus	711,740.00	107.34	0.14	117.08	11.71	4.54
Dayton	166,179.00	108.12	0.14	108.20	10.82	4.11
Toledo	313,619.00	92.55	0.12	128.01	12.80	4.54
Youngstown	82,026.00	\$91.64	\$0.12	\$117.08	\$11.71	\$3.61
Average		\$95.51	\$0.13	\$121.53	\$12.15	\$4.019

Based on Usage of 750KWH and 10 MCF

**Ohio Energy Bills - Commercial Customers
Major Ohio Cities
As of September 14, 2012**

Cities	2000 Population	Electric Bill	Per KWH	Gas Bill	Per MCF	GCR Rate
Akron	217,074.00	\$29,096.71	\$0.10	\$324.71	\$7.06	\$3.61
Canton	80,806.00	32,237.48	0.11	290.43	6.31	3.61
Cincinnati	331,285.00	28,908.68	0.10	310.75	6.76	4.53
Cleveland	478,403.00	32,877.17	0.11	324.71	7.06	3.61
Columbus	711,740.00	36,809.51	0.12	373.99	8.13	4.54
Dayton	166,179.00	32,038.26	0.11	310.75	6.76	4.11
Toledo	313,619.00	31,944.39	0.11	310.75	6.76	4.54
Youngstown	82,026.00	\$29,096.71	\$0.10	\$310.75	\$6.76	\$3.61
Average		\$31,626.11	\$0.11	\$319.61	\$6.95	\$4.019

Based on Usage of 300,000 KWH, 1,000 KWD and 46MCF

This document was created by the staff of the Utilities Department only for the purpose stated within it. It is for staff discussion only and does not reflect the view of the Commission.

Ohio Energy Bills - Industrial Customers

Major Ohio Cities

As of September 14, 2012

Cities	2000 Population	Electric Bill	Per KWH	Gas Bill	Per MCF	GCR Rate
Akron	217,074.00	\$485,605.43	\$0.08	\$2,453.20	\$7.01	\$3.61
Canton	80,806.00	523,984.69	0.09	2,453.20	7.01	3.61
Cincinnati	331,285.00	462,604.82	0.08	2,118.12	6.05	4.53
Cleveland	478,403.00	525,950.38	0.09	2,313.29	6.61	3.61
Columbus	711,740.00	447,188.78	0.07	2,118.12	6.05	4.54
Dayton	166,179.00	570,161.72	0.10	1,955.71	5.59	4.11
Toledo	313,619.00	468,805.45	0.08	2,453.20	7.01	4.54
Youngstown	82,026.00	\$485,605.43	\$0.08	\$2,453.20	\$7.01	\$3.61
Average		\$496,238.34	\$0.08	\$2,289.76	\$6.54	\$4.019

Based on Usage of 6,000,000KWH, 20,000 KWD and 350 MCF

Cities	Electric	Gas	Telephone
Akron	Ohio Edison	Dominion	AT&T Ohio
Ashtabula	Cleveland Electric Illuminating	Dominion	Windstream
Canton	Ohio Power	Dominion	AT&T Ohio
Chillicothe	Columbus Southern Power	Columbia Gas	Horizon Chillicothe
Cincinnati	Duke Energy	Duke Energy	Cincinnati Bell
Cleveland	Cleveland Electric Illuminating	Dominion	AT&T Ohio
Columbus	Columbus Southern Power	Columbia Gas	AT&T Ohio
Dayton	Dayton Power & Light	Vectren	AT&T Ohio
Lima	Ohio Power	Dominion	Embarq
Lorain	Ohio Edison	Columbia Gas	CenturyTel
Mansfield	Ohio Edison	Columbia Gas	Embarq
Marietta	Columbus Southern Power	Dominion	AT&T Ohio
Marion	Ohio Edison	Columbia Gas	Verizon
Toledo	Toledo Edison	Columbia Gas	AT&T Ohio
Youngstown	Ohio Edison	Dominion	AT&T Ohio
Zanesville	Ohio Power	Columbia Gas	AT&T Ohio

This document was created by the staff of the Utilities Department only for the purpose stated within it. It is for staff discussion only and does not reflect the view of the Commission.




The Public Utilities
Commission of Ohio

A report by the Staff of the
Public Utilities Commission of Ohio

Ohio Utility Rate Survey

October 15, 2012



Ohio Utility Bills - Residential Customers

Comparison of Utility Bills 16 Major Ohio Cities

Rank	Cities	Combined Bill 01/15/11	Combined Bill 10/15/12	Electric Standard Service Offer* 10/15/12	Gas ** 10/15/12	Telephone*** 10/15/12
1	Ashtabula	\$213.23	\$190.18	\$90.99	\$79.60	\$19.59
2	Cleveland	213.93	192.41	90.99	79.60	21.82
3	Lorain	194.13	193.47	94.2	78.98	20.29
4	Youngstown	207.25	195.34	94.20	79.60	21.54
5	Akron	207.25	195.62	94.20	79.60	21.82
6	Marion	197.68	197.02	94.20	78.98	23.84
7	Canton	201.82	198.67	97.25	79.60	21.82
8	Toledo	199.63	198.74	96.69	78.98	23.07
9	Zanesville	188.70	199.30	97.25	78.98	23.07
10	Mansfield	201.00	200.34	94.20	78.98	27.16
11	Lima	208.69	204.01	97.25	79.60	27.16
12	Marietta	219.86	209.42	108.00	79.60	21.82
13	Columbus	206.74	210.05	108.00	78.98	23.07
14	Dayton	212.55	212.05	111.20	77.78	23.07
15	Cincinnati	226.80	213.11	86.31	97.46	29.34
16	Chillicothe	\$213.88	\$214.41	\$108.00	\$78.98	\$27.43
	Average	\$207.07	\$201.51	\$97.68	\$80.33	\$23.49

Based on 750 KWH, 10 MCF, and Flat Rate Telephone Service

* Price does not reflect savings available to customers participating in electric choice programs

** Price does not reflect savings available to customers participating in gas choice programs

*** Price reflects incumbent local exchange carrier's flat rate, USF, SLC and 911

Combined Bill = Electric Standard Service Offer + Gas + Telephone

This document was created by the staff of the Utilities Department only for the purpose stated within it. It is for staff discussion only and does not reflect the view of the Commission.

Ohio Utility Bills - Commercial Customers

Comparison of Utility Bills 8 Major Ohio Cities

Rank	Cities	Combined Bill 01/15/11	Combined Bill 10/15/12	Electric Standard	Gas ** 10/15/12	Telephone*** 10/15/12
				Service Offer* 10/15/12		
1	Cincinnati	\$33,948.34	\$29,483.61	\$29,064.84	\$365.13	\$53.64
2	Akron	29,971.36	29,003.40	28,626.24	340.81	36.35
3	Youngstown	29,970.86	29,028.95	28,626.24	365.13	37.58
4	Toledo	32,761.84	32,159.13	31,757.65	365.13	36.35
5	Dayton	30,853.65	32,635.21	32,233.73	365.13	36.35
6	Canton	23,929.23	32,810.71	32,433.55	340.81	36.35
7	Cleveland	35,210.38	32,931.22	32,518.00	376.87	36.35
8	Columbus	\$33,274.71	\$37,391.08	\$36,989.60	\$365.13	\$36.35
Average		\$31,240.05	\$31,930.41	\$31,531.23	\$360.52	\$38.67

Based on 300,000 KWH, 1,000 KWD, 46 MCF, and Business Rate Telephone Service

* Price does not reflect savings available to customers participating in electric choice programs

** Price does not reflect savings available to customers participating in gas choice programs

*** Price reflects incumbent local exchange carrier's flat rate, USF, SLC and 911

Combined Bill = Electric Standard Service Offer + Gas + Telephone

Ohio Utility Bills - Industrial Customers

Comparison of Utility Bills 8 Major Ohio Cities

Rank	Cities	Combined Bill 01/15/11	Combined Bill 10/15/12	Electric Standard	Gas ** 10/15/12	Telephone*** 10/15/12
				Service Offer* 10/15/12		
1	Columbus	\$420,571.61	\$452,616.09	\$450,063.52	\$2,514.97	\$37.60
2	Akron	484,224.89	466,923.51	464,019.00	2,866.91	37.60
3	Youngstown	484,224.39	466,924.74	464,019.00	2,866.91	38.83
4	Toledo	484,951.12	470,205.25	467,300.74	2,866.91	37.60
5	Cincinnati	566,319.40	478,654.77	476,086.16	2,514.97	53.64
6	Cleveland	577,938.78	517,665.55	515,056.21	2,571.74	37.60
7	Canton	420,315.44	529,959.28	527,054.77	2,866.91	37.60
8	Dayton	\$532,631.03	\$596,177.16	\$593,800.52	\$2,339.04	\$37.60
Average		\$496,397.08	\$497,390.79	\$494,674.99	\$2,676.05	\$39.76

Based on 6,000,000 KWH, 20,000 KWD, 350 MCF, and Business Rate Telephone Service

* Price does not reflect savings available to customers participating in electric choice programs

** Price does not reflect savings available to customers participating in gas choice programs

*** Price reflects incumbent local exchange carrier's flat rate, USF, SLC and 911

Combined Bill = Electric Standard Service Offer + Gas + Telephone

This document was created by the staff of the Utilities Department only for the purpose stated within it. It is for staff discussion only and does not reflect the view of the Commission.

**Ohio Energy Bills - Residential Customers
Major Ohio Cities
As of October 15, 2012**

Cities	2000 Population	Electric Bill	Per KWH	Gas Bill	Per MCF	GCR Rate
Akron	217,074.00	\$94.20	\$0.13	\$79.60	\$7.96	\$4.36
Canton	80,806.00	97.25	0.13	79.60	7.96	4.36
Cincinnati	331,285.00	86.31	0.12	78.98	7.90	5.21
Cleveland	478,403.00	90.99	0.12	97.46	9.75	4.36
Columbus	711,740.00	108.00	0.14	79.60	7.96	5.24
Dayton	166,179.00	111.20	0.15	77.78	7.78	4.77
Toledo	313,619.00	96.69	0.13	78.98	7.90	5.24
Youngstown	82,026.00	\$94.20	\$0.13	\$79.60	\$7.96	\$4.36
Average		\$97.36	\$0.13	\$81.45	\$8.15	\$4.740

Based on Usage of 750KWH and 10 MCF

**Ohio Energy Bills - Commercial Customers
Major Ohio Cities
As of October 15, 2012**

Cities	2000 Population	Electric Bill	Per KWH	Gas Bill	Per MCF	GCR Rate
Akron	217,074.00	\$28,626.24	\$0.10	\$376.87	\$8.19	\$4.36
Canton	80,806.00	32,433.55	0.11	340.81	7.41	4.36
Cincinnati	331,285.00	29,064.84	0.10	365.13	7.94	5.21
Cleveland	478,403.00	32,518.00	0.11	376.87	8.19	4.36
Columbus	711,740.00	36,989.60	0.12	407.96	8.87	5.24
Dayton	166,179.00	32,233.73	0.11	365.13	7.94	4.77
Toledo	313,619.00	31,757.65	0.11	365.13	7.94	5.24
Youngstown	82,026.00	\$28,626.24	\$0.10	\$365.13	\$7.94	\$4.36
Average		\$31,531.23	\$0.11	\$370.38	\$8.05	\$4.740

Based on Usage of 300,000 KWH, 1,000 KWD and 46MCF

This document was created by the staff of the Utilities Department only for the purpose stated within it. It is for staff discussion only and does not reflect the view of the Commission.

Ohio Energy Bills - Industrial Customers

Major Ohio Cities

As of October 15, 2012

Cities	2000 Population	Electric Bill	Per KWH	Gas Bill	Per MCF	GCR Rate
Akron	217,074.00	\$464,019.00	\$0.08	\$2,866.91	\$8.19	\$4.36
Canton	80,806.00	527,054.77	0.09	2,866.91	8.19	4.36
Cincinnati	331,285.00	476,086.16	0.08	2,514.97	7.19	5.21
Cleveland	478,403.00	515,056.21	0.09	2,571.74	7.35	4.36
Columbus	711,740.00	450,063.52	0.08	2,514.97	7.19	5.24
Dayton	166,179.00	593,800.52	0.10	2,339.04	6.68	4.77
Toledo	313,619.00	467,300.74	0.08	2,866.91	8.19	5.24
Youngstown	82,026.00	\$464,019.00	\$0.08	\$2,866.91	\$8.19	\$4.36
Average		\$494,674.99	\$0.08	\$2,676.05	\$7.65	\$4.740

Based on Usage of 6,000,000KWH, 20,000 KWD and 350 MCF

Cities	Electric	Gas	Telephone
Akron	Ohio Edison	Dominion	AT&T Ohio
Ashtabula	Cleveland Electric Illuminating	Dominion	Windstream
Canton	Ohio Power	Dominion	AT&T Ohio
Chillicothe	Columbus Southern Power	Columbia Gas	Horizon Chillicothe
Cincinnati	Duke Energy	Duke Energy	Cincinnati Bell
Cleveland	Cleveland Electric Illuminating	Dominion	AT&T Ohio
Columbus	Columbus Southern Power	Columbia Gas	AT&T Ohio
Dayton	Dayton Power & Light	Vectren	AT&T Ohio
Lima	Ohio Power	Dominion	Embarq
Lorain	Ohio Edison	Columbia Gas	CenturyTel
Mansfield	Ohio Edison	Columbia Gas	Embarq
Marietta	Columbus Southern Power	Dominion	AT&T Ohio
Marion	Ohio Edison	Columbia Gas	Verizon
Toledo	Toledo Edison	Columbia Gas	AT&T Ohio
Youngstown	Ohio Edison	Dominion	AT&T Ohio
Zanesville	Ohio Power	Columbia Gas	AT&T Ohio

This document was created by the staff of the Utilities Department only for the purpose stated within it. It is for staff discussion only and does not reflect the view of the Commission.




The Public Utilities
Commission of Ohio

A report by the Staff of the
Public Utilities Commission of Ohio

Ohio Utility Rate Survey

November 15, 2012



Ohio Utility Bills - Residential Customers

Comparison of Utility Bills 16 Major Ohio Cities

Rank	Cities	Combined Bill 01/15/11	Combined Bill 11/15/12	Electric Standard Service Offer* 11/15/12	Gas ** 11/15/12	Telephone*** 11/15/12
1	Ashtabula	\$213.23	\$187.63	\$91.11	\$76.93	\$19.59
2	Cleveland	213.93	191.53	91.11	76.93	23.49
3	Youngstown	207.25	193.21	94.74	76.93	21.54
4	Toledo	199.63	194.33	92.74	78.10	23.49
5	Akron	207.25	195.16	94.74	76.93	23.49
6	Marion	197.68	196.68	94.74	78.10	23.84
7	Lorain	194.13	197.85	94.74	78.10	25.01
8	Canton	201.82	199.22	98.80	76.93	23.49
9	Zanesville	188.70	200.39	98.80	78.10	23.49
10	Mansfield	201.00	200.45	94.74	78.10	27.61
11	Lima	208.69	203.34	98.80	76.93	27.61
12	Dayton	212.55	208.02	111.07	73.46	23.49
13	Marietta	219.86	209.97	109.55	76.93	23.49
14	Columbus	206.74	211.14	109.55	78.10	23.49
15	Cincinnati	226.80	211.77	86.22	94.78	30.77
16	Chillicothe	\$213.88	\$215.08	\$109.55	\$78.10	\$27.43
	Average	\$207.07	\$200.99	\$98.19	\$78.34	\$24.46

Based on 750 KWH, 10 MCF, and Flat Rate Telephone Service

* Price does not reflect savings available to customers participating in electric choice programs

** Price does not reflect savings available to customers participating in gas choice programs

*** Price reflects incumbent local exchange carrier's flat rate, USF, SLC and 911

Combined Bill = Electric Standard Service Offer + Gas + Telephone

This document was created by the staff of the Utilities Department only for the purpose stated within it. It is for staff discussion only and does not reflect the view of the Commission.

Ohio Utility Bills - Commercial Customers

Comparison of Utility Bills 8 Major Ohio Cities

Rank	Cities	Combined Bill 01/15/11	Combined Bill 11/15/12	Electric Standard	Gas ** 11/15/12	Telephone*** 11/15/12
				Service Offer* 11/15/12		
1	Cincinnati	\$33,948.34	\$29,470.94	\$29,064.84	\$351.03	\$55.07
2	Akron	29,971.36	30,186.28	29,816.84	331.42	38.02
3	Youngstown	29,970.86	30,205.45	29,816.84	351.03	37.58
4	Toledo	32,761.84	32,163.50	31,774.45	351.03	38.02
5	Cleveland	35,210.38	32,937.95	32,534.80	365.13	38.02
6	Canton	23,929.23	33,176.17	32,806.73	331.42	38.02
7	Dayton	30,853.65	33,613.33	33,224.28	351.03	38.02
8	Columbus	\$33,274.71	\$37,751.83	\$37,362.78	\$351.03	\$38.02
Average		\$31,240.05	\$32,438.18	\$32,050.20	\$347.89	\$40.10

Based on 300,000 KWH, 1,000 KWD, 46 MCF, and Business Rate Telephone Service

* Price does not reflect savings available to customers participating in electric choice programs

** Price does not reflect savings available to customers participating in gas choice programs

*** Price reflects incumbent local exchange carrier's flat rate, USF, SLC and 911

Combined Bill = Electric Standard Service Offer + Gas + Telephone

Ohio Utility Bills - Industrial Customers

Comparison of Utility Bills 8 Major Ohio Cities

Rank	Cities	Combined Bill 01/15/11	Combined Bill 11/15/12	Electric Standard	Gas ** 11/15/12	Telephone*** 11/15/12
				Service Offer* 11/15/12		
1	Columbus	\$420,571.61	\$459,372.81	\$456,909.12	\$2,425.67	\$38.02
2	Toledo	484,951.12	470,434.40	467,636.74	2,759.64	38.02
3	Cincinnati	566,319.40	478,566.81	476,086.07	2,425.67	55.07
4	Akron	484,224.89	506,767.86	503,970.20	2,759.64	38.02
5	Youngstown	484,224.39	506,768.67	503,970.20	2,759.64	38.83
6	Cleveland	577,938.78	517,923.41	515,392.21	2,493.18	38.02
7	Canton	420,315.44	536,698.03	533,900.37	2,759.64	38.02
8	Dayton	\$532,631.03	\$596,216.52	\$593,910.92	\$2,267.58	\$38.02
Average		\$496,397.08	\$509,093.56	\$506,471.98	\$2,581.33	\$40.25

Based on 6,000,000 KWH, 20,000 KWD, 350 MCF, and Business Rate Telephone Service

* Price does not reflect savings available to customers participating in electric choice programs

** Price does not reflect savings available to customers participating in gas choice programs

*** Price reflects incumbent local exchange carrier's flat rate, USF, SLC and 911

Combined Bill = Electric Standard Service Offer + Gas + Telephone

This document was created by the staff of the Utilities Department only for the purpose stated within it. It is for staff discussion only and does not reflect the view of the Commission.

**Ohio Energy Bills - Residential Customers
Major Ohio Cities
As of November 15, 2012**

Cities	2000 Population	Electric Bill	Per KWH	Gas Bill	Per MCF	GCR Rate
Akron	217,074.00	\$94.74	\$0.13	\$76.93	\$7.69	\$4.07
Canton	80,806.00	98.80	0.13	76.93	7.69	4.07
Cincinnati	331,285.00	86.22	0.11	78.10	7.81	5.00
Cleveland	478,403.00	91.11	0.12	94.78	9.48	4.07
Columbus	711,740.00	109.55	0.15	76.93	7.69	5.00
Dayton	166,179.00	111.07	0.15	73.46	7.35	4.57
Toledo	313,619.00	92.74	0.12	78.10	7.81	5.00
Youngstown	82,026.00	\$94.74	\$0.13	\$76.93	\$7.69	\$4.07
Average		\$97.37	\$0.13	\$79.02	\$7.90	\$4.482

Based on Usage of 750KWH and 10 MCF

**Ohio Energy Bills - Commercial Customers
Major Ohio Cities
As of November 15, 2012**

Cities	2000 Population	Electric Bill	Per KWH	Gas Bill	Per MCF	GCR Rate
Akron	217,074.00	\$29,816.84	\$0.10	\$365.13	\$7.94	\$4.07
Canton	80,806.00	32,806.73	0.11	331.42	7.20	4.07
Cincinnati	331,285.00	29,064.84	0.10	351.03	7.63	5.00
Cleveland	478,403.00	32,534.80	0.11	365.13	7.94	4.07
Columbus	711,740.00	37,362.78	0.12	397.64	8.64	5.00
Dayton	166,179.00	33,224.28	0.11	351.03	7.63	4.57
Toledo	313,619.00	31,774.45	0.11	351.03	7.63	5.00
Youngstown	82,026.00	\$29,816.84	\$0.10	\$351.03	\$7.63	\$4.07
Average		\$32,050.20	\$0.11	\$357.93	\$7.78	\$4.482

Based on Usage of 300,000 KWH, 1,000 KWD and 46MCF

This document was created by the staff of the Utilities Department only for the purpose stated within it. It is for staff discussion only and does not reflect the view of the Commission.

Ohio Energy Bills - Industrial Customers

Major Ohio Cities

As of November 15, 2012

Cities	2000 Population	Electric Bill	Per KWH	Gas Bill	Per MCF	GCR Rate
Akron	217,074.00	\$503,970.20	\$0.08	\$2,759.64	\$7.88	\$4.07
Canton	80,806.00	533,900.37	0.09	2,759.64	7.88	4.07
Cincinnati	331,285.00	476,086.07	0.08	2,425.67	6.93	5.00
Cleveland	478,403.00	515,392.21	0.09	2,493.18	7.12	4.07
Columbus	711,740.00	456,909.12	0.08	2,425.67	6.93	5.00
Dayton	166,179.00	593,910.92	0.10	2,267.58	6.48	4.57
Toledo	313,619.00	467,636.74	0.08	2,759.64	7.88	5.00
Youngstown	82,026.00	\$503,970.20	\$0.08	\$2,759.64	\$7.88	\$4.07
Average		\$506,471.98	\$0.08	\$2,581.33	\$7.38	\$4.482

Based on Usage of 6,000,000KWH, 20,000 KWD and 350 MCF

Cities	Electric	Gas	Telephone
Akron	Ohio Edison	Dominion	AT&T Ohio
Ashtabula	Cleveland Electric Illuminating	Dominion	Windstream
Canton	Ohio Power	Dominion	AT&T Ohio
Chillicothe	Columbus Southern Power	Columbia Gas	Horizon Chillicothe
Cincinnati	Duke Energy	Duke Energy	Cincinnati Bell
Cleveland	Cleveland Electric Illuminating	Dominion	AT&T Ohio
Columbus	Columbus Southern Power	Columbia Gas	AT&T Ohio
Dayton	Dayton Power & Light	Vectren	AT&T Ohio
Lima	Ohio Power	Dominion	Embarq
Lorain	Ohio Edison	Columbia Gas	CenturyTel
Mansfield	Ohio Edison	Columbia Gas	Embarq
Marietta	Columbus Southern Power	Dominion	AT&T Ohio
Marion	Ohio Edison	Columbia Gas	Verizon
Toledo	Toledo Edison	Columbia Gas	AT&T Ohio
Youngstown	Ohio Edison	Dominion	AT&T Ohio
Zanesville	Ohio Power	Columbia Gas	AT&T Ohio

This document was created by the staff of the Utilities Department only for the purpose stated within it. It is for staff discussion only and does not reflect the view of the Commission.




The Public Utilities
Commission of Ohio

A report by the Staff of the
Public Utilities Commission of Ohio

Ohio Utility Rate Survey

December 14, 2012



Ohio Utility Bills - Residential Customers

Comparison of Utility Bills 16 Major Ohio Cities

Rank	Cities	Combined Bill 01/15/11	Combined Bill 12/14/12	Electric Standard Service Offer* 12/14/12	Gas ** 12/14/12	Telephone*** 12/14/12
1	Ashtabula	\$213.23	\$190.76	\$91.11	\$80.06	\$19.59
2	Cleveland	213.93	194.66	91.11	80.06	23.49
3	Youngstown	207.25	196.34	94.74	80.06	21.54
4	Toledo	199.63	196.73	92.74	80.50	23.49
5	Akron	207.25	198.29	94.74	80.06	23.49
6	Marion	197.68	199.08	94.74	80.50	23.84
7	Lorain	194.13	200.25	94.74	80.50	25.01
8	Canton	201.82	202.42	98.87	80.06	23.49
9	Mansfield	201.00	202.85	94.74	80.50	27.61
10	Zanesville	188.70	202.86	98.87	80.50	23.49
11	Lima	208.69	206.54	98.87	80.06	27.61
12	Dayton	212.55	207.00	107.60	75.91	23.49
13	Cincinnati	226.80	210.07	86.22	93.08	30.77
14	Marietta	219.86	213.19	109.64	80.06	23.49
15	Columbus	206.74	213.63	109.64	80.50	23.49
16	Chillicothe	\$213.88	\$217.57	\$109.64	\$80.50	\$27.43
	Average	\$207.07	\$203.27	\$98.00	\$80.81	\$24.46

Based on 750 KWH, 10 MCF, and Flat Rate Telephone Service

* Price does not reflect savings available to customers participating in electric choice programs

** Price does not reflect savings available to customers participating in gas choice programs

*** Price reflects incumbent local exchange carrier's flat rate, USF, SLC and 911

Combined Bill = Electric Standard Service Offer + Gas + Telephone

This document was created by the staff of the Utilities Department only for the purpose stated within it. It is for staff discussion only and does not reflect the view of the Commission.

Ohio Utility Bills - Commercial Customers

Comparison of Utility Bills 8 Major Ohio Cities

Rank	Cities	Combined Bill 01/15/11	Combined Bill 12/14/12	Electric Standard	Gas ** 12/14/12	Telephone*** 12/14/12
				Service Offer* 12/14/12		
1	Cincinnati	\$33,948.34	\$29,481.76	\$29,064.84	\$361.85	\$55.07
2	Akron	29,971.36	30,197.29	29,816.84	342.43	38.02
3	Youngstown	29,970.86	30,216.27	29,816.84	361.85	37.58
4	Toledo	32,761.84	32,174.32	31,774.45	361.85	38.02
5	Dayton	30,853.65	32,202.73	31,802.86	361.85	38.02
6	Cleveland	35,210.38	32,948.82	32,534.80	376.00	38.02
7	Canton	23,929.23	33,200.10	32,819.65	342.43	38.02
8	Columbus	\$33,274.71	\$37,773.70	\$37,373.83	\$361.85	\$38.02
Average		\$31,240.05	\$32,274.37	\$31,875.51	\$358.76	\$40.10

Based on 300,000 KWH, 1,000 KWD, 46 MCF, and Business Rate Telephone Service

* Price does not reflect savings available to customers participating in electric choice programs

** Price does not reflect savings available to customers participating in gas choice programs

*** Price reflects incumbent local exchange carrier's flat rate, USF, SLC and 911

Combined Bill = Electric Standard Service Offer + Gas + Telephone

Ohio Utility Bills - Industrial Customers

Comparison of Utility Bills 8 Major Ohio Cities

Rank	Cities	Combined Bill 01/15/11	Combined Bill 12/14/12	Electric Standard	Gas ** 12/14/12	Telephone*** 12/14/12
				Service Offer* 12/14/12		
1	Columbus	\$420,571.61	\$459,459.04	\$456,912.67	\$2,508.35	\$38.02
2	Toledo	484,951.12	470,516.77	467,636.74	2,842.01	38.02
3	Cincinnati	566,319.40	478,649.49	476,086.07	2,508.35	55.07
4	Akron	484,224.89	506,850.23	503,970.20	2,842.01	38.02
5	Youngstown	484,224.39	506,851.04	503,970.20	2,842.01	38.83
6	Cleveland	577,938.78	517,863.94	515,392.21	2,433.71	38.02
7	Canton	420,315.44	536,782.11	533,902.08	2,842.01	38.02
8	Dayton	\$532,631.03	\$572,474.32	\$570,084.92	\$2,351.38	\$38.02
Average		\$496,397.08	\$506,180.87	\$503,494.39	\$2,646.23	\$40.25

Based on 6,000,000 KWH, 20,000 KWD, 350 MCF, and Business Rate Telephone Service

* Price does not reflect savings available to customers participating in electric choice programs

** Price does not reflect savings available to customers participating in gas choice programs

*** Price reflects incumbent local exchange carrier's flat rate, USF, SLC and 911

Combined Bill = Electric Standard Service Offer + Gas + Telephone

This document was created by the staff of the Utilities Department only for the purpose stated within it. It is for staff discussion only and does not reflect the view of the Commission.

**Ohio Energy Bills - Residential Customers
Major Ohio Cities
As of December 14, 2012**

Cities	2000 Population	Electric Bill	Per KWH	Gas Bill	Per MCF	GCR Rate
Akron	217,074.00	\$94.74	\$0.13	\$80.06	\$8.01	\$4.30
Canton	80,806.00	98.87	0.13	80.06	8.01	4.30
Cincinnati	331,285.00	86.22	0.11	80.50	8.05	4.83
Cleveland	478,403.00	91.11	0.12	93.08	9.31	4.30
Columbus	711,740.00	109.64	0.15	80.06	8.01	5.23
Dayton	166,179.00	107.60	0.14	75.91	7.59	4.80
Toledo	313,619.00	92.74	0.12	80.50	8.05	5.23
Youngstown	82,026.00	\$94.74	\$0.13	\$80.06	\$8.01	\$4.30
Average		\$96.96	\$0.13	\$81.28	\$8.13	\$4.659

Based on Usage of 750KWH and 10 MCF

**Ohio Energy Bills - Commercial Customers
Major Ohio Cities
As of December 14, 2012**

Cities	2000 Population	Electric Bill	Per KWH	Gas Bill	Per MCF	GCR Rate
Akron	217,074.00	\$29,816.84	\$0.10	\$376.00	\$8.17	\$4.30
Canton	80,806.00	32,819.65	0.11	342.43	7.44	4.30
Cincinnati	331,285.00	29,064.84	0.10	361.85	7.87	4.83
Cleveland	478,403.00	32,534.80	0.11	376.00	8.17	4.30
Columbus	711,740.00	37,373.83	0.12	389.82	8.47	5.23
Dayton	166,179.00	31,802.86	0.11	361.85	7.87	4.80
Toledo	313,619.00	31,774.45	0.11	361.85	7.87	5.23
Youngstown	82,026.00	\$29,816.84	\$0.10	\$361.85	\$7.87	\$4.30
Average		\$31,875.51	\$0.11	\$366.46	\$7.97	\$4.659

Based on Usage of 300,000 KWH, 1,000 KWD and 46MCF

This document was created by the staff of the Utilities Department only for the purpose stated within it. It is for staff discussion only and does not reflect the view of the Commission.

Ohio Energy Bills - Industrial Customers

Major Ohio Cities

As of December 14, 2012

Cities	2000 Population	Electric Bill	Per KWH	Gas Bill	Per MCF	GCR Rate
Akron	217,074.00	\$503,970.20	\$0.08	\$2,842.01	\$8.12	\$4.30
Canton	80,806.00	533,902.08	0.09	2,842.01	8.12	4.30
Cincinnati	331,285.00	476,086.07	0.08	2,508.35	7.17	4.83
Cleveland	478,403.00	515,392.21	0.09	2,433.71	6.95	4.30
Columbus	711,740.00	456,912.67	0.08	2,508.35	7.17	5.23
Dayton	166,179.00	570,084.92	0.10	2,351.38	6.72	4.80
Toledo	313,619.00	467,636.74	0.08	2,842.01	8.12	5.23
Youngstown	82,026.00	\$503,970.20	\$0.08	\$2,842.01	\$8.12	\$4.30
Average		\$503,494.39	\$0.08	\$2,646.23	\$7.56	\$4.659

Based on Usage of 6,000,000KWH, 20,000 KWD and 350 MCF

Cities	Electric	Gas	Telephone
Akron	Ohio Edison	Dominion	AT&T Ohio
Ashtabula	Cleveland Electric Illuminating	Dominion	Windstream
Canton	Ohio Power	Dominion	AT&T Ohio
Chillicothe	Columbus Southern Power	Columbia Gas	Horizon Chillicothe
Cincinnati	Duke Energy	Duke Energy	Cincinnati Bell
Cleveland	Cleveland Electric Illuminating	Dominion	AT&T Ohio
Columbus	Columbus Southern Power	Columbia Gas	AT&T Ohio
Dayton	Dayton Power & Light	Vectren	AT&T Ohio
Lima	Ohio Power	Dominion	Embarq
Lorain	Ohio Edison	Columbia Gas	CenturyTel
Mansfield	Ohio Edison	Columbia Gas	Embarq
Marietta	Columbus Southern Power	Dominion	AT&T Ohio
Marion	Ohio Edison	Columbia Gas	Verizon
Toledo	Toledo Edison	Columbia Gas	AT&T Ohio
Youngstown	Ohio Edison	Dominion	AT&T Ohio
Zanesville	Ohio Power	Columbia Gas	AT&T Ohio

This document was created by the staff of the Utilities Department only for the purpose stated within it. It is for staff discussion only and does not reflect the view of the Commission.

